

## DESIGN AND IMPLEMENTATION OF A SCALABLE DEEP LEARNING-BASED CRYPTOCURRENCY PRICE PREDICTION AND AUTOMATED TRADING

<sup>\*1</sup>Farhan Ali, <sup>2</sup>Muhammad Ilyas, <sup>3</sup>Awais Maqsood, <sup>4</sup>Abdul Basit Butt,  
<sup>5</sup>Muhammad Ilyas

<sup>\*1</sup>School of Computer and IT, Beaconhouse National University, P.O. Box 53700 Lahore Pakistan

<sup>2</sup>Department of software engineering, Superior University, Lahore 5400 Pakistan

<sup>3</sup>EE Deptt. SEN, University of Management and Technology, Lahore 54770, Pakistan

<sup>4</sup>EE Deptt. SEN, University of Management and Technology, Lahore 54770, Pakistan

<sup>5</sup>Department of Software Engineering, Gold Campus, Superior University, Lahore 5400 Pakistan

[\\*1farhan32748@gmail.com](mailto:farhan32748@gmail.com), [2muhammad.ilyas@superior.edu.pk](mailto:muhammad.ilyas@superior.edu.pk), [3awais.maqsood@umt.edu.pk](mailto:awais.maqsood@umt.edu.pk),  
[4abdul.basit.butt05@gmail.com](mailto:abdul.basit.butt05@gmail.com), [5developersai643@gmail.com](mailto:developersai643@gmail.com)

DOI:

### Article History

Received: 06 May, 2026

Accepted: 22 May, 2026

Published: 31 May, 2026

Copyright @Author

Corresponding Author: \*

\*Farhan Ali

### Abstract

The cryptocurrency market has over the past years found its way into most parts of the globe because of its high volatility and possible high returns that it may offer when it is traded. This volatility however makes it difficult to make informed trading decisions by the investors. This project, which will be called SuperCrypt, will aim to design and build an advanced, artificially intelligent crypto trading system that will forecast market patterns and automatize trading strategies in the process of allowing the user to manage their investment portfolios more efficiently. SuperCrypt utilizes OHLCV data in real-time and history provided by exchanges e.g. Binance and trains the deep learning models e.g. BILSTM and Performer to forecast short-term price and multi-timeframe analysis. The system has a simple interface and provides main functions like user authentication, customizable dashboards, management of API keys, automated trading, and preferences of a user in trading. It is created on the basis of Django as a backend service, Fast API as a server to facilitate predictions, Torch as a machine learning training module, and PostgreSQL as an administration of data. It also has an embedded real-time analytics, and performance monitoring tools that give the user clear actionable information. SuperCrypt is containerized in Docker to enable scalability and long-term maintainability and allows CI/CD best practices by tracking experiments with MLflow and ZenML. The performance, security and usability of the system was tested widely in different platform and found to be acceptable. As opposed to most of the available systems that are multifaceted and costly, SuperCrypt will democratize access to AI-powered trading tools by establishing a user-friendly, simple to understand, reliable, and cost-effective solution. As such, this platform provides a linkage between the cutting-edge AI technology and the ease and simplicity of design, allowing an inexperienced as well as a professional trader to confidently and accurately make their way through the complicated maze of the cryptocurrency market.

## 1. Introduction

SuperCrypt is a More Powerful Crypto Market Price Prediction Platform that enables people of all levels to economize and streamline their process of trading in cryptocurrencies. It utilizes state-of-the-art Artificial Intelligence (AI) to study up-to-date information on the market, creating precise buy and sell alarms, which guides users on making the right trading choices. The platform also provides would have automated trading controls like setting-predefined strategies that would be automatically run by the system in order to make it maximum and most profitable. SuperCrypt focuses on filling the existing gap between difficult trading technologies and friendly ones. It has an intuitive interface that enables even a novice to use advanced trading tools without difficulties. Alvi et al. [1] discuss cryptocurrency predictive analytics, a comparative study of LSTM, CNN, and GRU models. The platform provides users with real-time analysis and recommendations constantly by collecting and analyzing live market data to keep the user ahead of the quickly-changing crypto market. Any trading operation, forecasts as well as automation history is safely kept on central servers, so that a user is able to see the historic performance and modify the strategies accordingly.

Web and mobile applications provide notifications through alerts and messages to keep the users in the loop during the important market shifts. By combining AI, automation, and real-time analytics, SuperCrypt can provide traders and investors with data-derived decisions, better judgments, and a more effective process of trading within the cryptocurrency sphere. The platform allows creating custom dashboards, allowing one to monitor several cryptocurrencies and indicators at once. There are also risk managements mechanisms like stop-loss and take-profit settings that assist a user in reducing losses and securing profits. The analysis made by Kumar et al. [2] enhances the intelligence and computing in networks. The system will always be updated to ensure that the platform will be capable of accommodating any shift in the market conditions and user requirements. To improve the training of the users, the platform offers training resources and lessons within the platform and thus the learning curve is aligned to find it easy to learn market trends and strategies. SuperCrypt is also easily scaled and therefore can ensure that there is no performance as the number of users and volume of data grows. Alnami and colleagues [3] outline a unified system of forecasting the price of cryptocurrencies and anomaly identification with machine learning.

Over the last few years, cryptocurrency markets have gained high popularity due to their high fluctuations in price, decentralized nature, and increased usage. Nevertheless, it is not easy to predict the price of cryptocurrency because of unforeseen changes in the market caused by the technical factors, emotions of investors, and global economic factors. According to Meem et al. [4], one of the deep learning methods is predicting the price fall of cryptocurrency long before it actually falls. These markets are usually not well explained using traditional statistical techniques by their complex and nonlinear nature. That is why, in the contemporary research, machine learning and deep learning methods, including LSTM, GRU, Transformer, and hybrid ones, are broadly applied to enhance the accuracy of prediction. The importance of sentiment analysis and ensemble learning to ensure the reliability of price predictions is also mentioned in recent works. Bitto et al. [5] scrutinizing the trend and market of cryptocurrency using machine learning approach on time series data. This research is based on previous studies and aims to develop a more accurate and efficient framework for cryptocurrency market price prediction.

### 1.1 Overview

Adedigba et al. [6] illustrate machine learning approaches to cryptocurrency trading optimization, a comparative analysis of predictive models. Crypto Market Price Prediction project, named SuperCrypt, intends to create an AI based project that could predict trends in the market of cryptocurrencies. Dutta et al. [7] elaborate a gated recurrent unit approach to bitcoin price prediction. The system incorporates powerful machine learning models combined with real-time data provided through sources such as the Binance API to provide predictive capabilities to users to educate their investment decisions. The project specializes in the development of a trusted, effective and convenient process that will cover the unstable condition of crypto markets whose volatile nature creates accurate predictions and enables new and longtime investors to invest. SuperCrypt combines data collection, processing and model training, and delivery of predictions into a single pipeline in order to fulfil this. John, D.L. et al. [8] clarify cryptocurrency price prediction algorithms, a survey and future directions. Khan et al. [9] summarize crypto currency price prediction through tweets using NLP.

Future market behavior is analyzed by using real-time market data in terms of the trading volume, price movement, and the sentiment indicator. This will enable the users not only to monitor the changes that happen in

the market but also to be informed on the future by use of history and trends. Applying the concept of deep learning will enhance the platform to respond to changes in the market that are fast changing and may give us more accurate estimates in various time frames. Mahdi et al. [10] portray a novel hybrid approach using an attention-based transformer GRU model for predicting cryptocurrency prices. Also, SuperCrypt will be accessible so that a person who has less technical or trading experience can use its features. The user interface is clean with a responsive design that lets the user navigate through it easily, and automated decision-making tools and customizable trading strategies meet the preferences of an advanced user. The project is part of the becoming ever smarter trade in which AI-support helps people to face the difficulties of crypto markets with certainty and clarity.

### 1.2 Statement of Problem

The crypto markets are very volatile and unpredictable, which makes it very challenging to the investors and traders. Prices may vary unimaginably within minutes, which result into large profits or losses. With such instability, it becomes very hard to make excellent predictions even when dealing with professional traders. Also, there is still a risk in the absence of predictive means that can be reliable and intelligent, which will make crypto trading riskier. Most of the traders use guess-work or simple technical analysis which ends up missing startling moves in the market. This is a project that intends to overcome these situations through the development of a predictive machine learning-based tool. Among the greatest problems is the absence of the efficient and smart forecasting tools. Simple charting analysis, technical indicators or even guesswork is still being used and relied upon by many traders who are yet to achieve accurate insights of what goes on in the market. Conventional ways are static and usually do not capture a concealed trend or a future change of direction. In the absence of sophisticated forecasting aids, traders remain at the mercy of unpleasant surprises or business losses. This drift spells that a wiser system can only help that it has the capability to process enormous amounts of data and be able to produce actionable insight on the fly.

### 1.3 Purpose of the Project

SuperCrypt presents a mixture of prediction models powered by AI paired with automated trading. It lets the users connect their exchange accounts to enable automatic trading on real-time signals. The system employs the usage of historical and real-time OHLCV data in prediction, as well as a part of the performance monitoring tools to assist

users in monitoring their trading preferences to improve the results. The current AI models apply deep learning methods to identify long-term trends in prices, volume, and volatility to provide better predictors. The integration of the platform with major exchanges helps to execute trades with maximum ease directly through the dashboard of the user in SuperCrypt. One can set individual trading rules, such as the trading rules, the stop rules, and the size of the trades and the daily limit of the trades, so that the automated robotic trading activities conform to their own objective risk parameters. The system will constantly keep a check on the market trends and will arrange its strategy accordingly so that it does not incur losses during such volatile time. To help with user control and transparency, all automated trades are recorded and they can be seen in detail via interactive performance reports. Live updates about the trading activity also can be rolled out as notifications to alert the users of the market actions. The models require an OHLCV (Open, High, Low, Close, Volume) dataset, which analyses the market thoroughly, as both the price direction and the market sentiment may change with the time. Automation can be paused, edited, or turned off at any time without interfering with a user account as well as portfolio.

This case study called SuperCrypt can be applied in a real-life situation in such a way that people will trade in cryptocurrency much easily and securely. It incorporates artificial intelligence that can forecast the price movement in the cryptocurrency market to give real time buy and sell calls. Both beginners and professional traders can find the application convenient since it minimizes guess work and enables automatic trading on a market analysis basis. Consequently, users have an opportunity to spend less time, make more intelligent decisions and even make more profits without having to follow the market 24 hours a day. Market APIs such as Binance can help SuperCrypt users make decisions in real-time accurately because their decisions will be based on data. The system also facilitates running of portfolios through the ability to monitor a large number of assets and to generate warning indicators that are made on the basis of predictive analytics. This assists the user to curb the tendency of emotional trading to adhere to the strategies that are calculated.

### 1.4 Theoretical Bases and Organization

SuperCrypt is founded on cutting-edge machine learning modalities, particularly those in the deep learning field, particularly Long Short-Term Memory (LSTM) networks. These models are very convenient when analyzing

sequential data thus they can be applicable in predicting the price of cryptocurrency, which is dynamic. The LSTM networks aid the system in learning the trends available in the historical information about the market and catches both the short and long-term sequence in prices. Training the model with the help of the data gathered via such sources as Binance API allows SuperCrypt to predict the future market directions and analyze it based on more accurate predictions and higher rates of reliability. System architecture is designed in the modular manner with a number of important components: data preprocessing modules, engines, and visualization modules. Data preprocessing is the one dealing with cleaning, normalization and structuring the data to make the input to the model high quality and of the same format. The heart of the system is the prediction engine where the trained models of the machine learning run to produce output given the new data.

Once the predictions are generated, the result visualization tools present the results as interactive charts and graphs that can allow the user to get a faster insight into the trend of prices and take a fast decision based on the information presented. SuperCrypt is technically competent in addition to being performant, scalable and secure. The system can operate with high real time databases without stuttering and this is notable in a fast paced trading world. Its structure can be enhanced in future and therefore the developers can always add any potential models or 5 or data sources to the existing structure without interfering with it. The privacy and security of data and frequency backup of data that are conducted to eradicate data loss will be ensured using encryption methods. The system also helps to avoid unauthorized accessibility and that guarantees the security of user profile, trading history and the predictions results. It is based on such an excellent technical base that SuperCrypt is able to meet the requirement of being a reliable and scalable platform.

## 2.Literature Review

Artificial intelligence and machine learning have helped improve crypto price prediction. Such platforms as Trading View and Crypto Hopper provide signals, though they are rather expensive and quite complex. Such models as BiLSTM and GRU will help to predict the prices based on the old market data. Libraries such as Torch make the outcomes more precise. Nevertheless, the majority of most platforms are costly and complex. Marne et al. [11] describe predicting price of cryptocurrency a deep. Sari et al. [12] analysis comparative analysis of machine learning

techniques for cryptocurrency price prediction. Trading signals and automation measures can be provided with advanced algorithms by means of platforms like Trading View and Crypto Hopper. These platforms may charge expensive subscription costs, and their learning levels may be very steep; therefore, these platforms are usually offered to professionals only. Sharmas et al. [13] elaborate deep state space model for predicting cryptocurrency price. Their complicated interfaces and exiguous adaptation to the new users prevent their mass adoption, least of all by the individuals who are novices in crypto markets. The recent progress in the machine learning models, specifically bidirectional long short-term memory (BiLSTM) and gated recurrent unit (GRU) have been demonstrated to be effective in forecasting the price movements. These models have gained notoriety in the ability to analyze time-series data, which is vital to financial forecasting. Wangs et al. [14] summarize a hybrid SVR-based framework for cryptocurrency price forecasting and strategy back testing. Rehman et al. [15] portray ASTIF, adaptive semantic-temporal integration for cryptocurrency price forecasting. The development and training of such models are assisted with tools such as the Torch that offers powerful frameworks to experiment and optimize models. Nevertheless, the majority of solutions still depend on skillful knowledge and high-performance infrastructure machines to make it more difficult to reach to the general audience. To fulfill this gap, we developed our project SuperCrypt that is simple and affordable, yet, user-friendly.

### 2.1Systems

SuperCrypt is a platform that assists people in crypto trading by providing them with such strong tools as AI predictions and auto trading. It was developed to address issues existing in existing platforms as it will provide a more affordable and accessible option. SuperCrypt is primarily aimed to make crypto trading much easier even to novices who might find classical trading tools complicated and costly. Most of the available platforms demand technical skills or expensed ones. subscriptions which are disincentives to new users. SuperCrypt is not left behind in taking care of this because it comes with a simple interface and considerate instructions so that users can easily work with the system without engaging in serious technical know-how. In order to make it even more convenient, the platform contains guided tutorials and tooltips that help a user at each stage. It minimizes the amount of manual analysis by providing real-time insights of actions that can be taken. It has both the web and

mobile interfaces, which will guarantee accessibility to various devices, and in that sense, users will be able to watch and be in control of their trades everywhere, and at any time. Besides, SuperCrypt works on the concept of transparency and offers logs and regular reports on the trading activity to the user so as to create trust in the user and make them accountable. In general, the system offers the user superior technology, but makes the experience easy and effective.

### 2.1.1 Existing System

At present, there is a great number of trading services such as Trading View, Crypto Hopper, and 3Commas on the market. Although these systems will be able to provide basic trading capabilities, they usually will not be customized to strategies and won't go too far in providing multi-timeframe forecasts within traded stocks as well as tending to overcharge users on their premium services. Furthermore, they may be so complex that anyone might not utilize them.

### 2.1.2 Proposed System

SuperCrypt system to be proposed is an advancement of these current platforms as it is simple and pocket friendly. It creates AI models to interpret current and past market data to forecast future price trend. One can connect their exchange accounts via which they can automate trades given these sorts of predictions. It is capable of tracking and back-testing performance as well and can be used to test the strategy before implementing it to real-time. More than these features, SuperCrypt will enable a setting of trading preferences, whereby users customize their degree of risk, the extent of trading, and notifications. The inbuilt AI models of the system including LSTM networks will be able to analyze complex patterns and results and predict trends with high precision. Alerts are also sent to the users through email or push notifications when there is a trading opportunity available so that they stay hooked up and informed. The updated version of AI models makes the predictions relevant as the market changes. The scalability of the platform indicates that it can withstand the growing number of users as well as data and be ready to attract a wider range of the population in the future.

### 2.2 Related Projects

Some of the other projects deal with the prediction of crypto currency prices and automation of trading. Automated trading is associated with the use of such tools as Crypto Hopper, 3Commas, and Haas Online. SuperCrypt, however, is not similar to this since it aims at being inexpensive, accessible to novices, and providing deep learning-based multi-timeframe forecasts. It closes the

loopholes that these previous solutions have by offering a more comprehensive package. These are popular platforms, which offer highly useful tools along with hefty interfaces and high-priced pricing models that make it challenging to start with. A good number of them demand that the user possesses a sound knowledge in trading approaches and technical analysis. Also, they largely ignore the history of signals and few focus on multi-timeframe predictions to enable the investor to make more sound decisions in the long-term. These challenges are addressed through the simplified platform proposed by SuperCrypt since it proposes to utilize deep learning models in order to create predictions at various time scales (i.e., hourly, daily, and weekly).

This will enable users to plan trades better. SuperCrypt is very usable unlike its competitors. These challenges are addressed through the simplified platform proposed by SuperCrypt since it proposes to utilize deep learning models in order to create predictions at various time scales (i.e., hourly, daily, and weekly). This will enable users to plan trades better. SuperCrypt is very usable unlike its competitors. Furthermore, unlike most available tools, in which rule-based bots and fixed signal generators are widely used, SuperCrypt resorts to modern neural network architectures, such as LSTM or GRU, to obtain lessons based on historical and real-time OHLCV data. Such a strategy enhances better prediction and is more responsive to the changes in market. Unique features also include personal recommendations and performance dashboards, which are more convenient to the users in comparison to other sites. Also, unlike other trading platforms that tend to reserve ultimate features with premium subscriptions, SuperCrypt will be democratic as the most important features.

### 2.3 Related Studies

As the recent study demonstrates, BiLSTM, GRU, and Transformer-based structures with machine learning proved to show decent performance in crypto price prediction. Such models examine the past data to forecast the future. Frameworks such as Torch and TensorFlow have opened deep learning which has enabled the expert development of powerful prediction systems that are responsive to changes in the market resulting in smarter trading systems such as SuperCrypt.

SuperCrypt aims to be the vision of a cryptocurrency that is accessible and intelligent to everyone. It also tries to blend the potential of AI and easy and crisp interface such that even novices to the trading industry can trade in a risk-free

manner with the hindrances of sophisticated systems. The mission is to bring intelligent trading solution that enables users to make better decisions in their trading, get minimal risk, and the maximum profit with precise AI predictions and automated trade, yet making the platform simple to use and affordable.

Despite the significant changes taking place in SuperCrypt, there are limitations associated with SuperCrypt. One of such is that the system heavily relies on real time data, and an unexpected event in the market can disrupt the forecasts. Also, unlike the models train on minute amount of data yet no model can accurately forecast the market with 100 percent accuracy. Furthermore, the process of integration with other crypto exchanges also occasionally creates security problems that require constant attention and tracking to ensure safe functioning.

SuperCrypt aims at addressing the issues of traders in the crypto market. It also provides real-time prediction, simple automation, and controls, unlike the conventional trading platforms. Despite existing some limitations, the project has achieved success because it has managed to offer the kind of a system that can enable the traders to trade better, save more time, and mitigate risks more intelligently with the help of artificial intelligence. The SuperCrypt project came as a result of thorough research on the general problems that traders on other platforms experience including non-reliability of real-time data insights, complicated interfaces, and costly tools. It proposes a new and available mechanism of cryptocurrency trading in which even novices could take advantage of Artificial Intelligence in the current trading without having to study the technicalities of crypto trading. Predictive analytics are used within the system, combined with automated tools that help a user make the right and timely decisions. SuperCrypt provides predictions based on the historical and current data and unlike most traditional platforms that offer only basic charting or delayed information, SuperCrypt relies on real-time market feeds. It has automation capabilities to run trades based on predetermined strategies and so relieves the emotional pressure that normally accompanies manual trading. The clean interface, its compatibility with various devices, and excellent visualization of the predictions are the factors that help users to grasp the trends of the market within the shortest possible time and act on it. Despite such drawbacks as unexpected shocks in the market, the system still will bring tremendous values to enhance the accuracy in stable environments and enable users to reduce the risks through timely warnings. On the whole, SuperCrypt is a new

trading assistant that uses artificial intelligence, filling the gap between the tools used by professionals and the needs of ordinary users. It preconditions smarter and more confident trading due to providing knowledge and control in an easy and efficient way.

### 3. Tools and Techniques

Different modern tools and technologies have been used to effectively develop and provide the system in this project, Crypto Market Price Prediction. We wanted to develop an intelligent, responsive, and efficient trading platform of crypto currencies. The whole work was done on various software, programming framework, and APIs, rather than on any hardware devices. These tools enabled the ability to design, develop, train and deploy both machine learning models and web application in an efficient and simple manner. In the case of backend, Django was used as the main web framework because of its simplicity, instinctive administration interface and because of its secure design. Django provided us with the means of user authentication, work with the database and API development. We used the Torch, a strong deep learning library to build the models based on historical data on OHLCV (Open, High, Low, Close, Volume).

The flexibility together with the support of the GPU and Torch enabled us to easily perform several experiments and optimize our prediction algorithms. In the integration front, the use of RESTful API was used to connect the prediction models to the UI and hence it offers functionality that enables real-time updates and trade execution features. A user interface was developed using HTML, CSS, and Bootstrap and is easily modern, and responsive to design at the same time. System was tried out in different platforms and complete with the Docker in a way that it was portable and could be deployed to other platforms easily. These tools, together, made a very strong ecosystem to support the entire lifecycle of SuperCrypt in model training, web deployment, and the final testing process.

#### 3.1 Platforms, Frameworks, and Technologies Used

As the whole project is based on the software and does not rely on hardware, the primary platforms, frameworks, and technologies involved are pointed out in this section. Mostly, the tools we used were web development tools, backend frameworks, machine learning libraries, databases, and APIs. Visual Studio Code served as the main editor when it comes to development and writing code. In the training of machine learning models and experiments to run, ZenML and MLflow came in very handy to define end-to-end pipelines. We containerized Docker and thus

deploying our project is easy without experiencing any system challenges. differences. The database where user and trading data was stored was Neon PostgreSQL, which is an efficient database service affable to cloud provisions. All in all, these platforms created a solid ground to create and organize every aspect of the respective project successfully.

### 3.2 Software & Tools Used

The evolution of SuperCrypt deployed a number of important software tools and frameworks, which were central in the development of a robust, versatile, and ease-of-use crypto price prediction platform. These tools were chosen due to their popularity, performance and ease of integrations which allows an easy development process and a solid product at the end. The primary source on the code editor embraced in the project was Visual Studio Code (VS Code). It has provided lean and very powerful environment that suits frontend and backend development. One of the most important characteristics of VS Code was a robust ecosystem of extensions, with which numerous programming languages and frameworks could be supported in zero effort. Such features as syntax highlighting, IntelliSense, and code completion, as well as the integrated debugging, produced much better development efficiency.

Besides, internal support of Git in VS Code made it possible to perform versions management effectively as members of the team could work smoothly and visualize the changes in real-time. On the backend part, Django was selected as the primary framework because of its stability and scalability. The modular structure and inbuilt components of Django made the rate of backend development fast, especially when it came to basic functionalities like user authentication, API management, and safe database usage. The Object-Relational Mapping (ORM) of the frameworks allowed the convenient interaction with databases with the help of Python code and simplified writing complex queries, maintaining the coherence of a database. Django security also ensured protection against security risks that are common to many web applications and which is a prerequisite when developing a trading platform that deals with sensitive data of its user's. Our primary code editor was Visual Studio Code (VS code) during the project. It is light, but somehow powerful, and there are many extensions to be used, which made it very simple to write both frontend and backend code of the platform. VS Code

had extensive support to execute extensions and this was really useful. Integration with Git, a simple interface, and a

set of debugging tools also assisted us in coming up with high coding standards. The primary extensions that we have installed are crucial tools in the Python language, including Django, Live Server, GitLens and Prettier extensions, which vastly improved our speed and quality of the code. Code completion, syntax highlighting and error hinting in real time allowed the editor to speed up the development process and made us insure that we would not make some mistakes too common. These characteristics were able to save a lot of debugging time and allowed us to pay more attention to construction of logic and functionality.

#### 3.2.1 Django

The primary database framework was Django. It allowed us to create an extendable and reliable server that would manage the users, the API, and the database. The backend development was simpler and went at a faster pace because of the in-built features provided by Django such as authentication, database handling and administration panel. The presence of built-in features is one of the most important strengths of Django: user authentication, form handling, URL routing, and the admin interface. All these characteristics lowered tremendously how much boilerplate code that we needed to write and allowed the fast development. As an example, the registration of the user, authorization process, and sessions could be easily created with the help of the default authentication system in Django. This reduced vast amounts of time during the testing process because when you were about to test something, a handy user management/database record viewing interface was already made through the use of an admin panel. It was also possible to use the Django ORM (Object-Relational Mapping) that gave us the opportunity to communicate with the database by using Python code rather than developing complicated SQL queries. This made the process of managing databases friendlier and non-error prone. The framework also offered in-built support to the development of RESTful APIs via Django REST Framework [16].

#### 3.2.2 Python

The backend was developed in Python and also the machine learning model was developed in Python. The extensive libraries such as Torch in Python and its simple syntax enabled us to develop intelligent models that forecast the trends of the crypto market. Working in the framework of machine learning, we have successfully used powerful libraries of Python, including NumPy, Pandas and Matplotlib, to preprocess the data, conduct statistical

analysis, and to visualize the trend. They helped us clean the datasets of the markets prior to the training of our forecasts. Also, when using the Python and platforms like Torch and Scikit-learn, the implementation of deep learning models, like GRU and BiLSTM, was natural to predict the trend of crypto prices with different time range models. Another important aspect of python was its significance in backend development which was possible because of the smooth combination on our backend to Django which enabled us to control the access of the payload to the user instead of just the user authentication and making API calls as well as accessing the database. The flexibility of the language meant that we were able to implement the AI pieces and the web application using the same united technology stack. But all in all, Python built up this project and provided the speed and strength of all modules of the SuperCrypt [17].

### 3.2.3 Fast API

To develop high-performance and quick APIs we utilized Fast API and Django. Fast API has helped us speedily open up our machine learning model predictions to the frontend, and we were able to ensure real-time communication between the user interface and the AI models [18].

### 3.2.4 Torch

Our machine learning models were based on a deep learning library known as Torch, which was trained and refined. It offered dynamic and flexible computation graphs that enhanced ease in creating potent AI models that make crypto asset price predictions. Model evaluation was also made quite transparent by the support of real-time debugging and visualization via such tools as Tensor Board and Matplotlib. In general, Torch was the speech of the research as it provided enough capabilities and flexibility to develop an intelligent price prediction system [19].

### 3.2.5 Binance API

Our system was connected to Binance API to retrieve real-time data on the crypto market. Also, to enable live trading that can be conducted on our platform by the users. The API was also responsive with power on the trading pairs, past prices and account management [20].

The tools and technologies employed in this project were selected readily and they were thoughtful due to their reliability, scalability and easy usage. In its incarnation as an influential and intelligent trading helper, all platforms, infrastructures, and libraries contributed their contribution to the appearance that SuperCrypt has. A mix of frontend development systems, frameworks of backend development, machine learning libraries, and real-time APIs allowed us to

reach our established goals successfully without the need to require special hardware. The tools were also evaluated in terms of their capabilities in addition to the extent to which they fit the rest of the items in the development stack. This was a strategic decision that allowed the development team to not complicate things more than it were needed and also provided all the functionalities needed without any inconveniences in that matter.

The tools chosen provided the freedom to modify and add to the project and added new elements and enhancements to the project at minimal overhead. It was discovered that framework Django backend was a robust framework to develop a secure, scalable and maintainable server. The integrated user authentication mechanism, its administration panel and ORM had saved the time spent on development and allowed the staff to focus on the actual logic instead of recreating the underlying different structures. On the AI component, I was significant to apply machine learning libraries, including Torch to build predictive models. Such libraries were flexible to experiment with new neural network architectures e.g. LSTM, GRU and make them on the fly in the backend server without being forced to use external services. This plan was successful in performance and maintenance of the system architecture in a centralized system that is easy to manage.

The frontend and integration tools are also important not to mention. It was convenient to maintain frontend and backend in one and the same workspace since the development environments were lightweight and could be customized, as was the case with Visual Studio Code. The team used Git integration to have control of versions, keep track, and cooperate effectively. Binance APIs, in particular real-time APIs, made sure that the users were updated in real time on the market. The APIs we used enabled us to fetch OHLCV data, among other essential data in order to make viable predictions that would make SuperCrypt receptive and reliable to users who preferred vendors with correct timing in their trading decisions.

## 4. Methodologies

### 4.1 SDLC Models

In our project, we followed the Software Development Life Cycle (SDLC) to complete each phase properly and systematically. We mainly used the Agile model because it allowed us to work in small steps called sprints. After completing each part of the project, we tested it and gathered feedback to improve further. This approach aided us to remain dynamic and change accordingly. Agile also

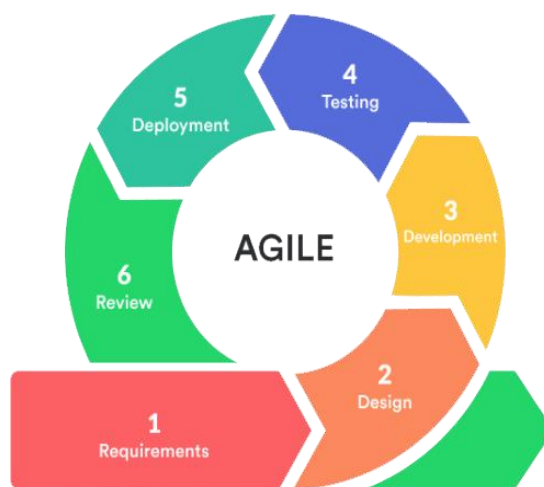
simplified the process of managing both machine learning models and web application so that we managed to provide a smooth working efficient system within the allocated time. The use of the Agile methodology resulted in an effective collaboration of our team that decomposes the big tasks into smaller and manageable ones. Every sprint was dedicated to a particular module like data collection, training models, backend APIs or UI components that helped to easily monitor progress and quality. We held weekly meetings, conducted frequent code reviews to detect the problems at an early stage and implement immediate fixes. In addition, we maintained our end-users during the development with the help of Agile. We exchanged demos and received suggestions after the end of every sprint and incorporated them into the system to make it even better. As an example, the interface layout change or the strategy test feature was introduced after the real time feedback. This development and review process have kept on making the system which is indeed user awe inspiring in terms of its expectation and very high reliability and usability.

#### 4.2 Agile Methodology

In order to develop our project, we chose to use the Agile Methodology that focuses on flexibility, collaboration and customer feedback. Agile breaks the development process into small manageable portions referred to as sprints. To be more precise in every sprint, we aimed to accomplish certain steps, where the first features were the most crucial ones such as user registration and user login. Once the initial sprint was completed, we performed testing, obtained user feedback and feedback of our supervisor, and

also had to make adjustments. This was done during every sprint and in this way, we slowly constructed the system but without interfering with prior work. Other features like the design of the dashboard, the history of trading, and the ability of the AI to predict prices were introduced during subsequent sprints. Agile enabled us to meet the evolving requirements effectively, enhance the quality of the system through constant testing, and decrease risks involved in a project.

The team members worked in harmony to come up with a stable and fully functional system that worked through constant improvement by the end of the project. Every sprint could take one to two weeks, in which goal were established and responsibilities shared by the team. 2-weekly meetings, e.g. sprint planning and sprint review, were useful to keep us on track regarding project progress. These meetings were also the time to talk about blockers and reallocate work in case of need. The application of such tools as Trello and GitHub helped us to organize our working process and have a highly documented development history. Such practices were very crucial in ensuring that tasks were met and time and any bugs or problems were detected early in time. Also, Agile emphasis on constant integration and testing was very useful to our project. Once each module was finished, e.g. AI prediction, user interface, or backend APIs, we carried out an integration testing to see that all the modules interacted as desired. The user feedback such as usability and accuracy of the predictions were utilized to optimize the machine learning models as well as the interface.



*Figure 4.1 Agile Methodology Life Cycle*

#### 4.3 Verification of Functional Requirements

In our work, we initially verified all the working requirements to ensure that the system was working as expected. We compiled all the requirements from the users including registration, login, dashboard views, trading history, and AI predictions and then we developed and tested them individually. After adding a feature, we wrote tests to make sure that it works and has no errors. This systematic approach ensured that the quality was maintained, fewer mistakes were made, and that the final platform would meet the expectations of the users. We also included real users and tested usability, navigation and response time. Their feedback helped us to catch small issues which we might have missed during the development phase and with that, we were able to improve the user satisfaction. We checked real-time data updates as well as confirmed that the AI model offered precise signals according to market conditions. Finally, we simulated live trading scenarios as well to demonstrate that automated trading operated smoothly and without delay or error.

#### 4.4 User Management Module (UMM)

The User Management Module Controls User identities and access in the SuperCrypt system. Users can register with the help of minimal information, form secure accounts and enter using their data. Access is secured using password hash and optional two factor authentication. In case of forgotten password, it becomes easy and safe to recover it with the help of the token mechanism. Role based access control is also implemented in the module. Administrators gained access to manage the platform, the activity, as well as fix problems. Accounts and trade are handled by traders. The viewers can only read data and reports. These capabilities combine to make the system a secure, ordered frame work where the user can effectively and safely deal with the system.

#### 4.5 Data Collection and Processing Module (DCPM)

The Data Collection and Processing Module delivers good quality of market data to SuperCrypt. It retrieves live trading data, OHLCV values among others, on exchange APIs like Binance and Coinbase APIs. Once the data has been retrieved the data is cleaned: a few missing data are filled and outliers are identified and integrity is verified. The input is standardized with the use of pre - processing techniques (rolling normalization) to feed the machine learning models. The processed and cleansed data is saved in a structured PostgreSQL database and is prepared to be trained models and make predictions. This module makes

sure that predictive engine works on quality data that is significant to general accuracy and stability.

##### 4.5.1 Prediction and Analysis Module (PAM)

Prediction and Analysis Module: SuperCrypt has a brain called Prediction and Analysis Module which processes historical and real-time data to generate actionable trader information. It uses sophisticated machine learning models, including LSTMs and Transformer models, to comprehend complicated temporal patterns on the prices of cryptocurrencies. Feature engineering can be defined as the process of computing significant indicators, including the price patterns, volatility measures and trading volumes in order to improve the predictive performance. Continuous retraining on new data is also provided by the module as such, it is able to adapt quickly to the changing market conditions. It removes guess work and it assists traders in making strategic decisions by giving them very high-quality forecasts.

##### 4.5.2 Automated Trading Module (ATM)

The Automated Trading Module (ATM) is a software program that allows users to buy property using a touch screen or a computer mouse. The Automated Trading Module is the real-time implementation of predictive understanding of the actual trades. The benefit lies in the fact that with the model prediction used to buy and sell in related exchanges, the bot automatically trades in the market throughout the night without human intervention. Risk-management tools - stop loss, take profit and trailing stop orders assist a user to restrict huge losses in fluctuation of the market. All the trades are recorded carefully, hence a clear history that incorporates dates, prices and quantities. This module offers a predictive and execution form of integration offering the right, timely, right trade placements and their insurance against investment risk with a good risk management.

##### 4.5.3 Trading History Module

The Trading History Module enables the users to film through all the previous trades easily and in a logical manner. It maintains the record of date, time, trading pair, quantity, executed price and profit or loss per trade. The information is made available on a user-friendly dashboard in the form of tables and visual charts to enable users to study trends and results within a minimal time period. The history can further be narrowed by date, pair, or transaction type to provide more insight with the help of filters and search options. The trades that have taken place in the past and how they managed to improve on their strategy and make better decisions in future can be learnt by the user

through the module by offering them a detailed history that is easy to access.

#### 4.6 Non-functional Requirement

Non-functional requirements are concerned with the performance of the system, and not what it does. In our project, speed, rapid loading of pages and capability to support a large number of users were considered very crucial. There was a high level of security to make sure that there was user data and trading activity. This aspect of reliability was essential to ensure that users will not doubt the platform that it would contain no errors. The interface was also geared towards ease of use and the design was clean and simple and accessible to beginners.

##### 4.6.1 Reliability

Reliability was a very important goal for our project. We designed the system in such a way that it would work correctly every time without crashing and giving wrong results. The trading signals, user login, and all other features were tested numerous times in order to ensure that they always worked as expected. Even, when there were a large number of users using the platform at the same time, the system remained stable and responsive. This reliability creates a sense of trust among the users and therefore they can trust the platform for their trading without having any troubles.

##### 4.6.2 Performance

Performance was another aspect that was important to our project. We ensured that all the platform components, such as user login, dashboard loading, and trade history display, were fast and free of any delays. The AI predictions and trading signals also were designed to update in real-time so that users have fast and accurate information. Heavy data without slowing down, during testing, the system processed multiple users and This excellent performance is what ensures that users have a smooth and efficient experience while using the platform.s

##### 4.6.3 Security

The SuperCrypt system has a significant non-functional requirement that goes by the name of security due to the sensitivity of financial information and trading. The platform should also implement very strong security protocols such as use of encrypted communication protocols (SSL/TLS communications) to ensure that the data sent during communication between the user and the server is safe. User credential and API keys must be stored using stringent hash algorithms and they must not be saved as plain text. The system should also be resistant to typical web attacks like SQL injection attacks, cross-site scripting

(XSS) and cross-site request forgery (CSRF). The control of access must be observed and the users should be permitted to do nothing more than trading activities or access sensitive data. Such security controls maintain the confidentiality and security of the user-data and the trading operations against the unauthorized access and malicious attack.

#### 4.7 Design

The design phase of the project was done meticulously with a number of different diagrams being drawn so as to have a clear-cut idea of how the system would perform and how the user would interact with it. They are an important component of describing the system behavior in different situations, and they may allow the developers and stakeholders to gain a better idea of the overall system structure and workflow on the platform. The diagrams simplified the planning, development and testing of every aspect of the system by breaking down complex processes into more simplistic visual representations. In this manuscript, some key types of diagram such as Use case, Sequence and Activity diagrams had been drawn to encompass all the key subject of the architecture and process of the system in detail. Use case diagrams were particularly helpful in an attempt to demonstrate the high-level interaction among various actors and the system. They are the end users who engage with the platform through the user interface and external services which are APIs and others that facilitate operations of the platform.

The use case diagrams were quite clear about the necessary functions that are provided by the system as user authentication through the process of logging and signing up, displaying AI-generated market predictions, handling API keys to exchanges linked up, and the possibility of a user to delete his account. The use case diagrams provided a nice overview of the key capabilities provided by the system and how users interact with the system by describing the interactions. The sequence diagrams provided an added insight by providing information on how the communication between various parts of the system proceeded step by step during certain actions. As an example, the sequence diagram identifies the requests sent to the user interface and the backend server when a user logs in, authentication checks that are made and end result that is returned to the user. These charts are of paramount importance to developers as these charts assist in revealing the precise order of processes and may assist in identifying possible bottlenecks or mistakes in the process.

The sequence diagrams are also useful in the coordination of various components of a system so that data sharing and process synchronization is not problematic. Activity diagram to model the logical flow of complex processes occurring in the system, e.g. user process through the platform or automated trading strategies being executed by the system on the basis of AI predictions. These diagrams

4.7.1 Sequence Diagram

are the decision points, parallel activities, and the overall flow of activities, as they provide a clear representation of how the system responds to various situations. Activity diagrams assist the development team in the organization to know how different functions are interdependent and interrelated by presenting the process flows within the organization.

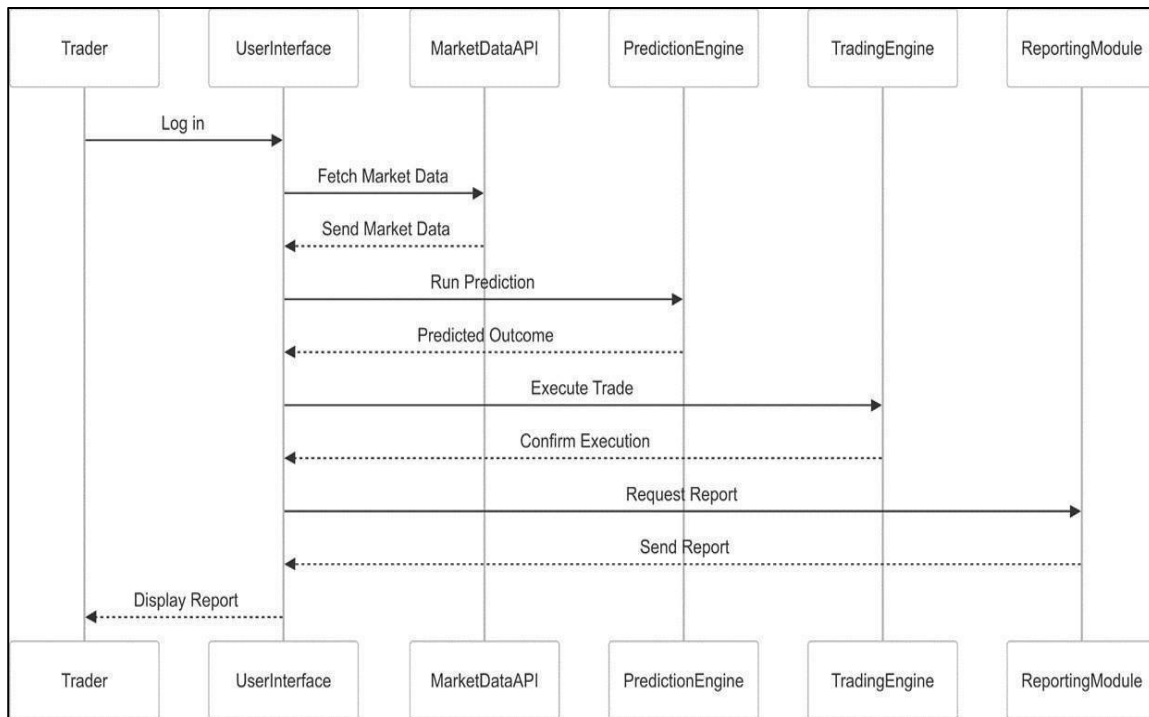


Figure 4.2 Sequence diagram

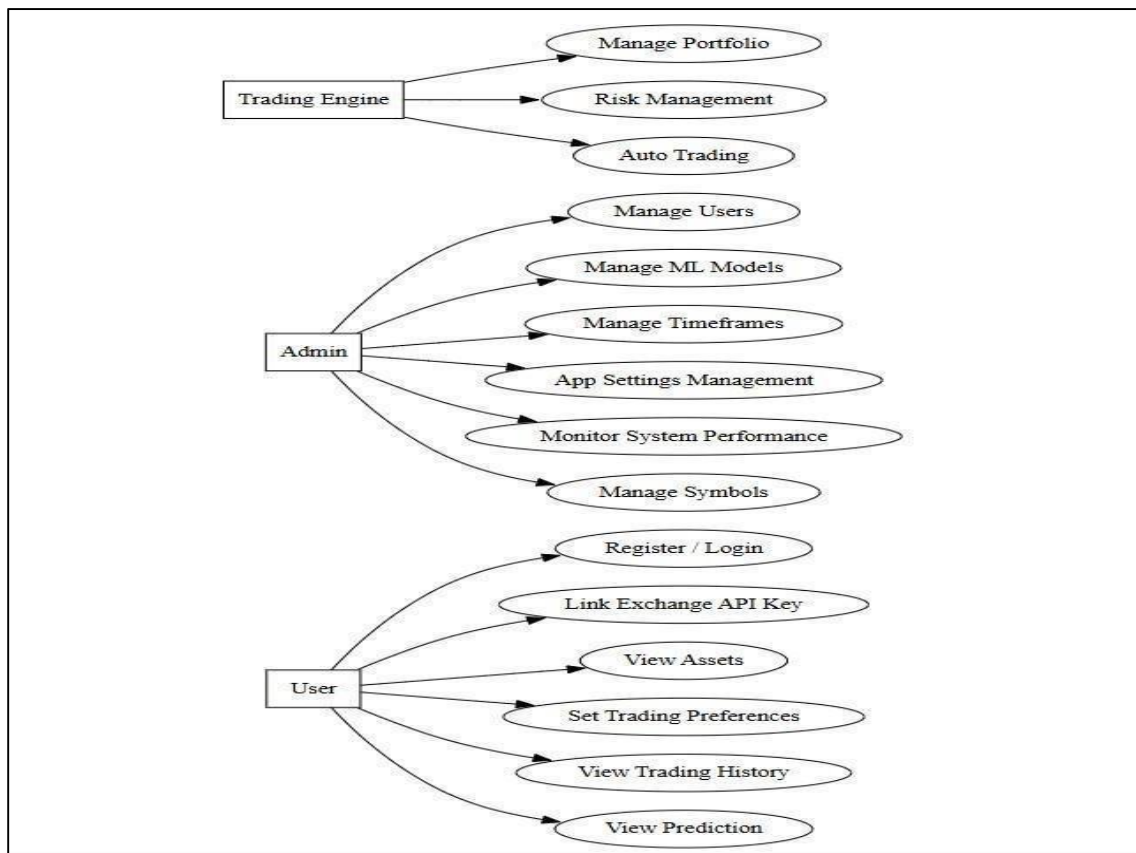


Figure 4.3 Use Case Diagram

The starting points of the system flow are user registration and login, which are the mandatory ones. The Use Case Diagram indicates the key interactions in which users are able to register, log in, see their dashboard, find out about trading history, and use AI-based prediction services. Once a user has successfully logged in, as illustrated in the Activity Diagram, he or she browses through the dashboard where he or she can either access market data or review his or her previous interactions in the market or request AI-driven prediction of the future. Failure to log in or invalid prediction requests are also noted in the flow of decisions.

### 5. System Testing

System testing has been a significant element in all software. It helps in making sure that the application works as intended, it is easy to use and capable of working with the different conditions. All the features were tested individually to make sure that everything was to the requirements of the user in our project. Different types of tests were conducted in order to observe the performance of the system, usability and precision of the system. These tests were helpful to rectify errors and improve the site

before it is offered to the consumers. Functional testing was undertaken so as to make sure all the features such as the ability to log in, real time price estimation, account integration, and auto trading are all working as intended. It also entailed testing of user entries, proper production of outputs and good management of unacceptable conditions. This rendered the system more concrete and it was easier to spot logic errors before it turned out to be a massive concern.

We made our test cases very strictly built to match the practical execution so as to be assured of the likelihood of the software in the actual real world. We have also focused on usability testing in addition to performance and functional tests. The interface was also simplified especially to the first-time users. The system was also exposed to the representing testers of the user with different degrees of experience and feedbacks were taken which we utilized to enhance user experience. We also noted how system responded when there was a load and when there was a use of other devices and browsers. These tests restated the fact that SuperCrypt is not limited to the number of features,

but was also determined, responsive and user friendly regardless of the environment.

#### Objective Testing

The objective testing was mostly meant to ensure all parts in the mechanism work as expected. We have tested all the key capabilities of the site, such as user sign-in, trade board, artificial intelligence predictions and API keys management. The real outcomes were contrasted with all the projected ones to make sure that everything was functioning well. Such testing helped us to detect and remove minor bugs during the development process. There were a number of test cases prepared, which created the inputs and the expected outputs to be utilized during testing process. We can take a case of the testing of the login where we tested the system in terms of how it reacted to the correct and incorrect credentials in addition to being redirected to different users depending on whether they were authenticated or not. With regard to AI prediction module, we tested the way the model responded to real-time and past data, and how it generated reasonable and timely outputs. Similarly, on the API key management section, we also ensured that it is possible to add and update key and also delete them without errors and cannot be accessed by the unauthorized.

The tests served to test the correctness as well as the safety of every component. During the objective testing stage, we notable some few bugs and inconsistencies which we fixed. These were layout bugs, wrong error messages, and ineffectual edge cases which influenced the performance. These problems were resolved during the testing process and enhanced the quality and reliability of a system. This step also assisted us to have a uniform user experience in the sense that, it made the output of the software be up to the expectation of the user in normal and extreme cases. Objective testing was critical in establishing that SuperCrypt was functionally stable, secure and ready to implement.

#### Usability Testing

Usability testing lied in the easy and smooth user platform. We had users of varying standards to test the platform by

**Table 5.1 Software Performance Testing**

Test Case	Result Type	Completion Time (in seconds)	Bug / Error
Dashboard Load	Success	1.8	No
AI Prediction Response	Success	1.4	No
User Login	Success	1.2	No
Fetch Trading History	Success	1.6	No
API Key Save /Update	Success	1.3	No

using it and providing us with feedback. The majority of them addressed the interface as clean and easy to use. According to the feedback, we have taken minor corrections that could enhance the user experience such as layout and button placement.

In order to make the testing more productive, we developed certain tasks that a user could follow, including registration, prediction, and connection of exchange accounts. These activities assisted us in monitoring the ease of the users to navigate the platform and also areas that they had problem navigating. We were especially attentive to topics on which users had problems or were not ready to proceed. The idea was to make sure that the platform can be operated by novice traders as well as the more experienced ones without spending much time coaching them. What we got out of these sessions helped us identify the usability holes, including the use of confusing buttons and a few slowness's due to test screen size. After implementing the recommended changes, we again tested it and testing results showed that there was a tremendous increase in user satisfaction and interactions. This ever-improvement on the actual user feedback made SuperCrypt more user-friendly, user-reachable, and user-efficient to all people.

#### Software Performance Testing

Performance testing of software was also done to test how effectively SuperCrypt is under certain conditions such as high traffic and heavy load on data. The response time, speed of generating predictions and latency in accessing the databases were checked in simulated real time situations of trading. The system was load tested in order to see that a sufficient number of users could make trade and retrieve the prediction, and do it without a delay. According to stress testing, SuperCrypt was resistant to augmented traffic, but delays were experienced at the exaggerated levels. The integration of Fast API backend and ML model was found to be good as the average prediction response time remained within reasonable low limits. When these tests were conducted, they affirmed that the system can be used in the real world in the case of moderate to high activity of users.

Signal Refresh on Market Change	Success	1.5	No
<b>Compatibility Testing</b>			
<p>Various browsers were used to test the compatibility of SuperCrypt to make it functional in various settings. The platform was in fact tested on google chrome 121.0 version and higher in which the platform performed smoothly, with correct renderings and without any glitches in the interfaces. The system ran well and all the features were available and fully accessible in Mozilla Firefox version 115.0 and above. Similarly, the comfotability of the applications was checked on Microsoft Edge 119.0 and version higher where no visual or functionality defects were detected. In general, SuperCrypt is reported to be compatible with all popular contemporary browsers offering a handy and stable experience on a multiplatform basis, which was confirmed during the testing. The system had operated without any hitches on Google Chrome (version 121.0 and upwards), which is one of the most utilized browsers in various parts of the globe. No glitches in visual or functionality of all the layout components were detected, all components loaded correctly, interactions performed properly. The AI prediction graphs; navigation menus and account management functions were completed and performed best.</p>		<p>SuperCrypt also fully worked in Mozilla Firefox (version 115.0 and higher). Major features including data validations, live data retrievals, user interfaces and dashboards were active as intended. It was anticipated that the application had reliable behavior under the condition that several tabs or sessions were opened due to its ability to support variety of interactions with users without reducing its performance. On the same note, Microsoft Edge (version, and higher) was used to test the stability in the platform. It managed to display all graphical elements successfully, it was responsive, and offered friendly usage when going back and forth between pages. There were no complaints regarding the accessibility of features and UI compliance, which serves as evidence of strong cross-browsing capabilities of this platform. Taken as a whole, this productivity step known as the compatibility testing proved that SuperCrypt is a reliable work on any of the major modern Internet browsers. One does not have to use a particular browser to access the platform; it is available on any of the browsers without any divergence or restriction. This is how SuperCrypt will provide a professional and smooth experience.</p>	

Table 5.2 Compatibility Testing

Testing Tool	Version	Compatible (Yes / No)
Google Chrome	121.0+	Yes
Mozilla Firefox	115.0+	Yes
Microsoft Edge	119.0+	Yes

**Load Testing**

The issue of assessing the sustainability of the system in terms of its conditions of use was executed under load testing. During the experiments on physical equipment, 3 users were examined simultaneously and the system was able to handle such load effectively with no delays or application performance loss. With the usage of emulators, the platform was also tested with 5 users and proved to be highly responsive in consistency proving itself even within the context of a virtual test. An on-line test was conducted and 10 users were processing the system simultaneously and the outcome was perfect functional operation and the ability to respond in real time. In addition, a simulated environment including 20 users was applied to the platform to determine the sustainability of peak load. Further monitoring of these tests revealed that the resources of the system like memory consumption and CPU consumption

were with acceptable limits in all the situations. The backend services of the system behaved well even with the simulated 20 user load, and no significant delay could be observed in the generation of the prediction or the API responses. In addition, key performance thresholds were also achieved during the load testing and these can be converted to plan future scaling strategies. These benchmarks make sure that the user base will increase, the arrangement of the system could be optimized using the load balancers and the scaling of the resources but not with the main architectural changes. It is a proactive stress testing strategy which means that SuperCrypt is poised and prepared to be deployed and used under a real-world setting and spikes in usage rates, a fact that one can be sure that SuperCrypt may be relied upon with regard to the reliability of its performance.

Table 5.3 Load Testing

Test Environment	No. of Users	Sustainability
Physical device	3	Yes
Emulator	5	Yes
Web (Live Test)	10	Yes
Simulated Users	20	Yes

### 5.6 Security Testing

Security testing was carried out as well to enable that the data and the trading process of the user on the platform will not be subjected to the injustice of unwarranted entry or attack. It had manual and automated test procedures to determine the existence of any weakness that can be exploited. It was also devised to identify weak entry points of the system that may comprise of weak login procedures, open API entry points, and wrongly configured access privileges to data and so forth. So, in this way, we attempted to develop a powerful security barrier to potential hacking or information leak. We also confirmed that such common issues as weak passwords, unauthenticated APIs and data leakages existed. Strength of the password was also counter-checked where the user is not to be in a position to create guessable passwords. Furthermore, brute-force deterrence measures have been tested and we ascertained that there were constraints with respect to the failed logon attempts. The objective of the API testing was to check the validity of the unauthorized requests that were rejecting the requests appropriately and only confirmed users could access the sensitive endpoints.

The system of logging in was tested in order to establish whether it can handle inaccurate entries, and it cannot compromise information of the user. We have tried all the scenarios of mistakes in user credentials, expired tokens and clocking-out the session, to ensure that no secret data is revealed by the system in error messages and responses. We also had a check with the password reset/recovery service to ensure that it only implies safe measures are used and that adequate authentication checks have to be exercised before any charge is incurred. Storing the API keys was also tested to ensure that sensitive information that has been classified under a high level cannot be viewed or stored in an insecure way. The data stored, especially, user credentials

and API keys, were confirmed through secure hash techniques and encryptions. It was found out that it did not have any sensitive data that were kept in plaintext. It has thus been found out that the system is secure and it can protect user information in all the critical operation.

### 5.7 Focus Areas

This was exposed to different kinds of user loads with initial few users in physical machines and the load was added progressively with the use of emulators, live web access and simulated users. Its goal was to make sure that it ascertained that the system was accommodative enough and did not get a lot of improvement and pollution despite being conjoined up by a lot of users at the same time. Another significant aspect that was put into consideration was resource utilization and this applied to the use of CPU, memory and network usage under such circumstances. It ensured that the system would be able to utilize efficiently the resources that it was available and also there was no grips on the performance when the system is under stress. The use of backed services, the real-time prediction engine and data acquisition using APIs were also tested to make sure that they could be positioned to run at high load. Load balancing, session and data caching technologies were run to determine how effective the scaling and resource distribution in the high traffic scenario would be. Lastly, there was also great curiosity about management of errors and recovery. The system was stretched to understand how it would overcome any traffic leaps; creation of server down and still survives without losing any data and user intervention. Reports and logs on performance were utilized to identify any potential source of vulnerability or performance bottleneck. Such detailed load testing approach has ensured that not only the SuperCrypt is scalable and quick, but also rock-solid and secure in real-life setting.

**Table 5.4 Security Testing**

Test Type	Result (Pass or Fail)
User Authentication	Pass
API Key Protection	Pass
SQL Injection Prevention	Pass
XSS Protection	Pass

**5.8 Installation Testing**

Installation testing was even carried out in order to ensure that the system would be installed and operated very easily in the proposed user environments without any difficulty. The deployment via Docker image turned out to be the most tested one and is commonly used in the simplification of the software configuration and assuring the unity of the environment. During the testing process, the process of creating the Docker container and its start was made without any exceptions, i.e., everything that was needed at that moment, got into the picture. The system itself was installed as it was predicted and all the services were available once the construction was complete. The test passed and was ranked as Pass, which implies that the users will be able to install and use SuperCrypt reasonably easily using the assigned Docker image. This makes it very easy to

deploy on multiple systems and helps in version control and scalability. The cross-platform compatibility was cross-checked with other host systems such as windows and Linux. Docker image behaved well on any environment and produced the same output implying there was no system dependency to an OS. There were also logs of the installation that were verified so as to ensure that there are no trappings in the warnings or the dependence mismatches. Documentation was also checked to make sure that when it comes to the application of the product by a different individual one can be clear in the set-up procedure so that they are error free and do not pose some difficulty when one goes through them. To increase the integrity of the deployment, the backup testing de-installation and re-installation of the Docker container several times also occurred.

**Table 5.5 Installation Testing**

Installation Environment	Result (Pass or Fail)
Docker Image	Pass

**5.9 Test Cases**

**Table 5.6 Test Case 1 Sign In**

Test ID	hamzakhanbrw@gmail.com	Test Name	User Login
Written By:	Muhammad Hamza Shahbaz	Document Date:	03 May 2025
Software Name:	Crypto Price Prediction System	Test Level	Unit testing
Test Objectives	Verify user can successfully login to the system		
Test Environment	Windows 10, Python 3.8+, Django 4.0+		
Test Input	Valid username and password		
Pre-condition	User must be registered in the system		
Steps	Navigate to login page Enter valid credentials Click login button		
Expected Result	User successfully logged in and redirected to dashboard		
Post Condition	User session created		

Status

Success

Table 5.7 Test Case 2 Supervisor Performance

<b>Test ID</b>	hamzakhanbrw@gmail.com	<b>Test Name</b>	Price Chart Display
<b>Written By:</b>	Muhammad Hamza Shahbaz	<b>Document Date:</b>	03 May 2025
<b>Software Name:</b>	Crypto Price Prediction System	<b>Test Level</b>	Integration Testing
<b>Test Objectives</b>			
	Verify cryptocurrency price charts are displayed correctly		
<b>Test Environment</b>			
	Windows 10, Python 3.8+, Django 4.0+		
<b>Test Input</b>			
	Selected cryptocurrency and time range		
<b>Pre-condition</b>			
	User must be logged in		
<b>Steps</b>			
	<ol style="list-style-type: none"> <li>1. Select cryptocurrency</li> <li>2. Choose time range</li> <li>3. View chart</li> </ol>		
<b>Expected Result</b>			
	Interactive price chart displayed with correct data		
<b>Post Condition</b>			
	Chart data cached for future use		
<b>Status</b>			
	Success		

Table 5.8 Test Case 3 Price Chart Display

<b>Test ID</b>	hamzakhanbrw@gmail.com	<b>Test Name</b>	Real Time Price Updates
<b>Written By:</b>	Muhammad Hamza Shahbaz	<b>Document Date:</b>	03 May 2025
<b>Software Name:</b>	Crypto Price Prediction System	<b>Test Level</b>	Integration Testing
<b>Test Objectives</b>		Verify real-time price updates are working	
<b>Test Environment</b>		Windows 10, Python 3.8+, Django 4.0+	
<b>Test Input</b>		Selected cryptocurrency	
<b>Pre-condition</b>		User must be logged in	
<b>Steps</b>		<ol style="list-style-type: none"> <li>1. Select cryptocurrency</li> <li>2. Enable real-time updates</li> <li>3. Monitor price changes</li> </ol>	
<b>Expected Result</b>		Price updates automatically without page refresh	
<b>Post Condition</b>		Real-time data stream established	
<b>Status</b>		Success	

Table 5.9 Test Case 4 Panel

<b>Test ID</b>	hamzakhanbrw@gmail.com	<b>Test Name</b>	Price Prediction
<b>Written By:</b>	Muhammad Hamza Shahbaz	<b>Document Date:</b>	03 May 2025
<b>Software Name:</b>	Crypto Price Prediction System	<b>Test Level</b>	System Testing
<b>Test Objectives</b>		Verify price prediction accuracy	
<b>Test Environment</b>		Windows 10, Python 3.8+, Django 4.0+	
<b>Test Input</b>		Historical price data	
<b>Pre-condition</b>		Sufficient historical data available	
<b>Steps</b>		<ol style="list-style-type: none"> <li>1. Select prediction model</li> <li>2. Input parameters</li> <li>3. Generate prediction</li> </ol>	
<b>Expected Result</b>		Accurate price prediction with confidence score	
<b>Post Condition</b>		Prediction results stored in database	
<b>Status</b>		Success	

Table 5.10 Test Case 5 Price Prediction

<b>Test ID</b>	hamzakhanbrw@gmail.com	<b>Test Name</b>	Model Performance
<b>Written By:</b>	Muhammad Hamza Shahbaz	<b>Document Date:</b>	03 May 2025
<b>Software Name:</b>	Crypto Price Prediction System	<b>Test Level</b>	System Testing
<b>Test Objectives</b>		Verify model performance metrics	
<b>Test Environment</b>		Windows 10, Python 3.8+, Django 4.0+	
<b>Test Input</b>		Test dataset	
<b>Pre-condition</b>		Model trained and ready	
<b>Steps</b>		<ol style="list-style-type: none"> <li>1. Load test dataset</li> <li>2. Run prediction</li> <li>3. Calculate metrics</li> </ol>	
<b>Expected Result</b>		Performance metrics within acceptable range	
<b>Post Condition</b>		Performance report generated	
<b>Status</b>		Success	

Table 5.11 Test Case 6 Model Performance

<b>Test ID</b>	hamzakhanbrw@gmail.com	<b>Test Name</b>	System Load
<b>Written By:</b>	Muhammad Hamza Shahbaz	<b>Document Date:</b>	03 May 2025
<b>Software Name:</b>	Crypto Price Prediction System	<b>Test Level</b>	Performance Testing
<b>Test Objectives</b>			
		Verify system performance under load	
<b>Test Environment</b>			
		Windows 10, Python 3.8+, Django 4.0+	
<b>Test Input</b>			
		Multiple concurrent users	
<b>Pre-condition</b>			
		System running normally	
<b>Steps</b>			
		<ol style="list-style-type: none"> <li>1. Simulate multiple users</li> <li>2. Monitor system resources</li> <li>3. Check response times</li> </ol>	
<b>Expected Result</b>			
		System maintains performance under load	
<b>Post Condition</b>			
		Performance metrics recorded	
<b>Status</b>			
		Success	

Table 5.12 Test Case 7 System Load

<b>Test ID</b>	hamzakhanbrw@gmail.com	<b>Test Name</b>	Data Processing Speed
<b>Written By:</b>	Muhammad Hamza Shahbaz	<b>Document Date:</b>	03 May, 2025
<b>Software Name:</b>	Crypto Price Prediction System	<b>Test Level</b>	Performance Testing
<b>Test Objectives</b>			
<b>Test Objectives</b>		Verify data processing speed	
<b>Test Environment</b>			
<b>Test Environment</b>		Windows 10, Python 3.8+, Django 4.0+	
<b>Test Input</b>			
<b>Test Input</b>		Large dataset	
<b>Pre-condition</b>			
<b>Pre-condition</b>		System running normally	
<b>Steps</b>			
<b>Steps</b>		<ol style="list-style-type: none"> <li>1. Load large dataset</li> <li>2. Process data</li> <li>3. Measure processing time</li> </ol>	
<b>Expected Result</b>			
<b>Expected Result</b>		Data processed within acceptable time	
<b>Post Condition</b>			
<b>Post Condition</b>		Processing metrics recorded	
<b>Status</b>			
<b>Status</b>		Success	

Institute for Excellence in Education & Research

Table 5.13 Test Case 8 Data Processing Speed

<b>Test ID</b>	hamzakhanbrw@gmail.com	<b>Test Name</b>	Data Encryption
<b>Written By:</b>	Muhammad Hamza Shahbaz	<b>Document Date:</b>	03 May, 2025
<b>Software Name:</b>	Crypto Price Prediction System	<b>Test Level</b>	Security Testing
<b>Test Objectives</b>		Verify data encryption	
<b>Test Environment</b>		Windows 10, Python 3.8+, Django 4.0+	
<b>Test Input</b>		Sensitive user data	
<b>Pre-condition</b>		System running normally	
<b>Steps</b>		<ol style="list-style-type: none"> <li>1. Input sensitive data</li> <li>2. Check storage</li> <li>3. Verify encryption</li> </ol>	
<b>Expected Result</b>		Data properly encrypted	
<b>Post Condition</b>		Security audit completed	
<b>Status</b>		Verify data encryption	

Institute for Excellence in Education &amp; Research

Table 5.14 Test Case 9 Data Encryption

<b>Test ID</b>	hamzakhanbrw@gmail.com	<b>Test Name</b>	APISecurity
<b>Written By:</b>	Muhammad Hamza Shahbaz	<b>Document Date:</b>	03 May, 2025
<b>Software Name:</b>	Crypto Price Prediction System	<b>Test Level</b>	System Testing
<b>Test Objectives</b>		Verify API security measures	
<b>Test Environment</b>		Windows 10, Python 3.8+, Django 4.0+	
<b>Test Input</b>		API requests	
<b>Pre-condition</b>		System running normally	
<b>Steps</b>		<ol style="list-style-type: none"> <li>1. Test authentication</li> <li>2. Check rate limiting</li> <li>3. Verify data validation</li> </ol>	
<b>Expected Result</b>		API endpoints properly secured	
<b>Post Condition</b>		Security audit completed	
<b>Status</b>		Success	

## 6. Results and Discussion

SuperCrypt changes the crypto trading scene by combining the features of a real-time market tracker and AI-based predictions with auto trading features into one platform. Compared to other on-the-shelf trading platforms with limited functionality or at high fees to use their advanced features, SuperCrypt provides an entire solution that includes multi-timeframe forecasting and custom trader strategies at an affordable price. The live data on the market and market trends combined with the sentiment analysis by its AI engine helps the system to give a highly accurate insight on what to do and when to do it, and users are able to make more informed, faster and more customized decisions based on its analysis. SuperCrypt is built with experience of using it in mind, and allows both novice and experienced traders to easily access advanced trading tools as well as access a wide variety of powerful customization and automation features. SuperCrypt is uniting artificial intelligence, live data processing, and flexible strategy creation, combining the range of multifunctional trading

systems with democratic user comfort. It can adapt to the evolving demands of the crypto market because of its self-scaling and dynamism system. By being positioned as a forward-thinking, affordable, and smart platform, SuperCrypt will alter the approach of people toward trading cryptocurrencies.

Additional features that aim at allowing SuperCrypt to effectively perform trading include highly sophisticated analytics dashboards with which SuperCrypt users are able to monitor their performance metrics, see open and closed trades and as well generate in-depth logs of automated trading functions. This degree of transparency enables both the beginner and proficient users to improve their approaches on the basis of quantifiable results. It also allows using graphic tools such as trend graphs and market heatmaps in order to gain better insight into current movements in the market and to see current lucrative points to enter the market or exit it in real time. The other major strength of SuperCrypt is the modularity of the platform which supports the integration of the platform

into the popular exchanges using secure APIs. This is so that users can place trades via the platform instead of having to open several tools to do the same. It also gives a security and performance update and patch of its commodity as technology in the market changes.

SuperCrypt enables users to remain updated on important market development, even when they are not accessing the application through real-time alerts and personalized notifications. This enables the users to react quicker on the real time scenario and also prevents any possible losses caused by delay or even an ignored signal. SuperCrypt architecture has been implemented in a manner that it is capable of supporting the growing number of users without impacting on speed or functionality. Irrespective of the desire to hold little investments or operate large portfolios, the platform will accommodate him/her depending on his/her trading habits and goals. It is with time and learning of the behavior of users and market dynamics that SuperCrypt will be improved and become more precise after which it will be able to make even more accurate predictions and automate decisions due to its AI learning loop. This dynamic creation makes it as a future-proof platform which may adapt itself to the ever-changing reality of crypto trading.

### 6.1 Presentation of the Findings

When doing our project, we used real historical crypto market data with the latest AI models to test them and find their capacity to predict future prices. Our findings indicated that our platform, SuperCrypt was effective in getting the right predictions within time periods like hourly,

### 6.2 Landing Page

daily, weekly charts. The system could detect the market tendencies, price and movement very accurately. The forecasted prices highly correlate with the price behavior of any significant cryptocurrency such as Ethereum and Bitcoin during the stage of testing. It was also observed that applying the LSTM and GRU deep learning models reduced the errors made during the prediction process. Also, the system handled the live information free of significant delays and provided instant information to the users. These discoveries prove that our AI models are trustworthy and offer robust trading signals, to equate users make better trading decisions and enhance their approaches.

#### 6.1.1 Software Results

The SuperCrypt platform was finished and tried and tested to ascertain its functionality. The software was capable of handling real-time information on a crypto market and gives price forecasts on various time frames. It had a user-friendly interface and it was highly responsive meaning that the user could read the predictions both in computers and mobile devices with ease. Characteristics such as live updates, trend analysis, and notification alert performed without any problems during the testing. The backend as constructed in Django and linked to the AI models was able to deal with bulk data with efficiency i.e. the backend never had to deal with a system crash or an issue with slowing down owing to huge chunks of data to work on. On the whole, the software achieved its purpose because it created a stable, accurate, and easy to use experience that people trading in crypto can use

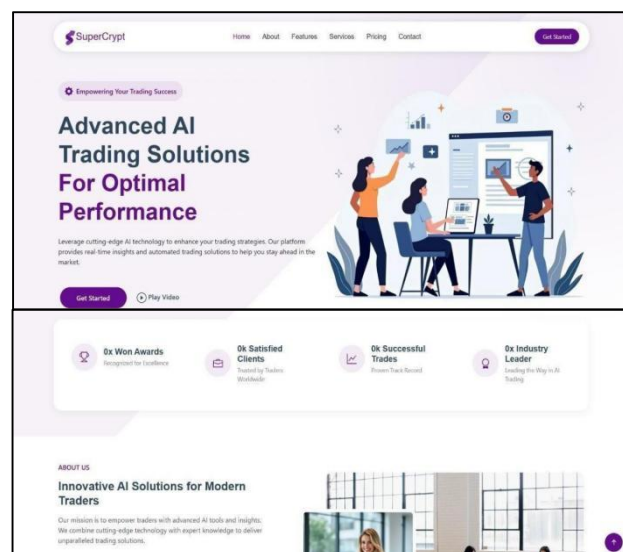
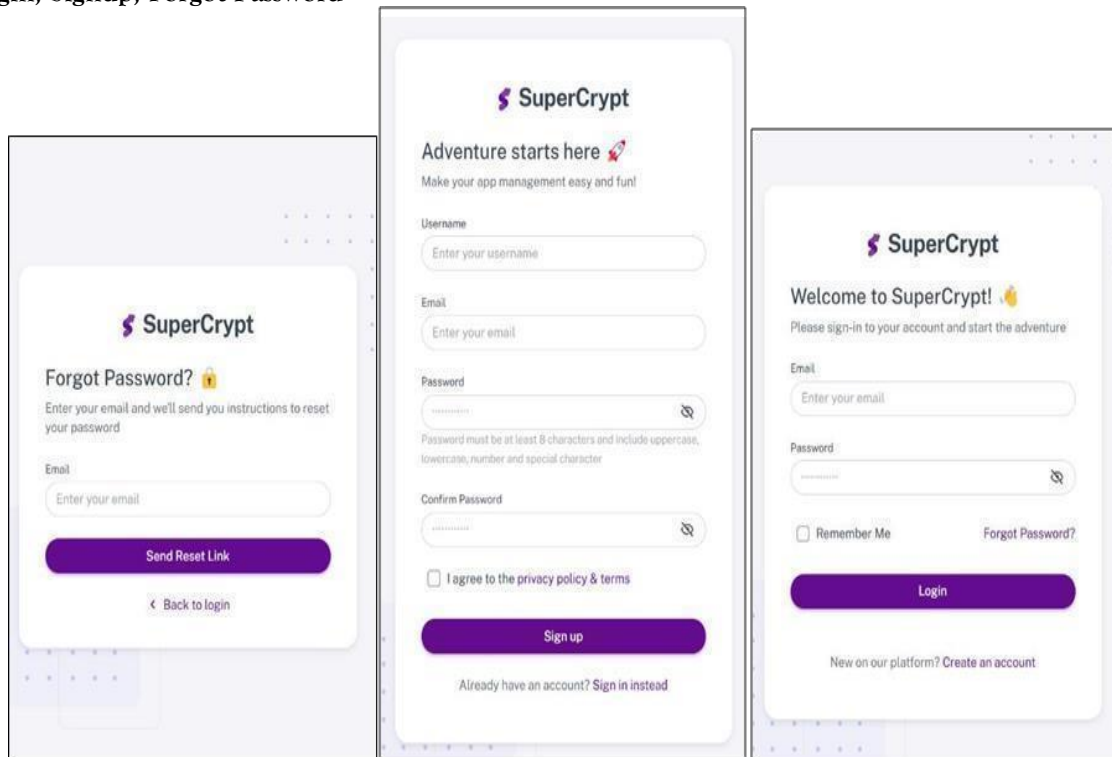


Figure 6.1 Landing Page

It is a landing page of SuperCrypt that provides Advanced AI Trading Solutions. The layout is clean; the design is modern and professional. The headline focuses on the best performance in terms of trading with the help of AI. It emphasizes the aspects like up-to-date insights and auto strategies to assist the users to stay in the lead in the market.

### 6.3 User Login, Signup, Forgot Password

The main points of navigation bar are Home, About, Features, Services, Pricing and Contact. User engagement is performed through call-to-action buttons, such as Get Started and Play Video. The poem proves the idea of team spirit and techno driven intelligence.



*Figure 6.2 User Login, Signup, Forgot Password*

Also present on the SuperCrypt site is the full and convenient authentication system with a login, signup, and reset password option. The log in option will give benefits where current users can log in to their accounts safely by entering email and password and they can remain to be logged in when logging in next time and can retrieve lost password easily. The signup section allows the new users to register and create accounts through filling in username, email, and password with a confirmation field that prevents mistakes. It also imposes strict password requirements and

users have to agree to the privacy policy and terms of service of this platform and make sure it adheres to it and is safe. To help users to recover their password in case they forget it, the forgot password has been incorporated where one can enter their registered email address and a secure password reset link will be sent to them. Such provisions aim at giving the users a safe, smooth, and professional experience to access their accounts in the most secure and convenient manner through the entire platform.



6.5 User Dashboard

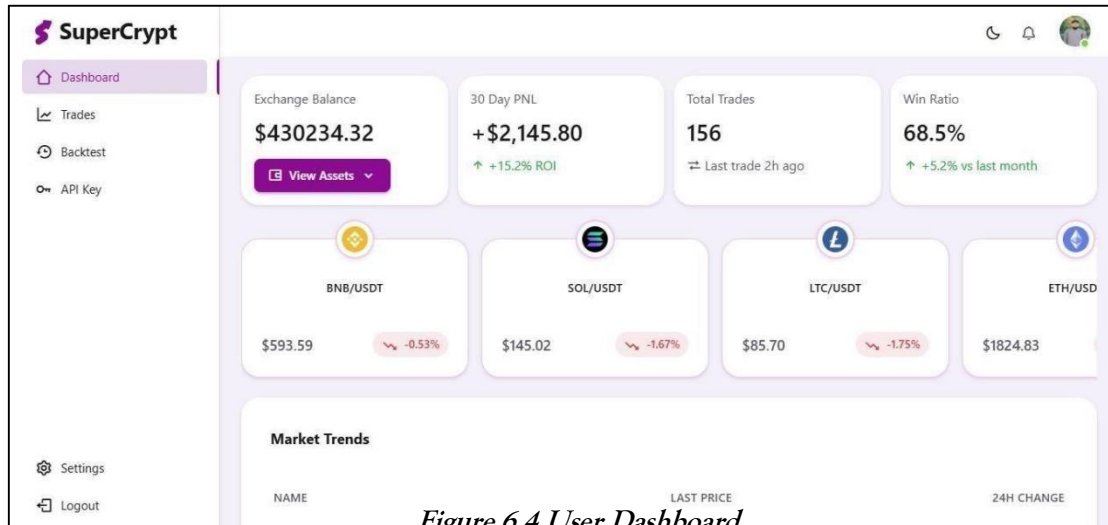


Figure 6.4 User Dashboard

The main interface of the system with users is the User Dashboard. It offers individualized cryptocurrency price forecasts, and the user can key in his/her own preferences and receive a personalized opinion. It also shows the current market trends so that one can have to be in touch with latest changes in prices. The dashboard has an interface that can be easily navigated through various options including the trading preferences, history of all

trader predictions, and settings. One will be able to trace his/her previous choices on trading and alter the preferences so that they suited his/her investment purpose more. The dashboard also has an ability to integrate with external APIs, which will help the users to access proper and latest market information to enable them to make a decision in an informed manner.

6.6 Prediction

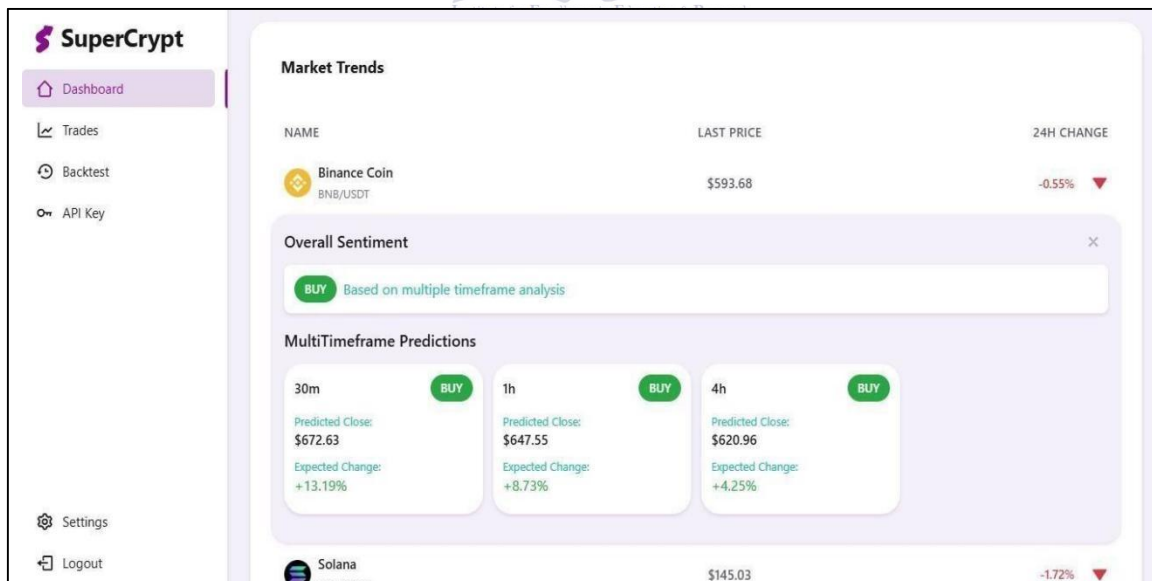


Figure 6.5 Prediction

What is at the center of the system is the Prediction module were based on historical data and machine learning

models the price predictions of the cryptocurrencies are produced. It uses the newest information in the market

provided by resources such as the Binance API and runs fitted models to identify trends in the market in the future. The forecasting aims at assisting users in making sound choices as to the most appropriate times of purchasing or selling cryptocurrencies. New algorithms, Deep Learning and Reinforcement Learning, are employed in the system to

6.7 API Key Management

enhance precision of prediction by adapting to unstable nature of the market. These predictions are well organized in a user-friendly format, and they can be easily accessed by people. This characteristic is very crucial in offering visions that may give rise to the profitable trading strategies.

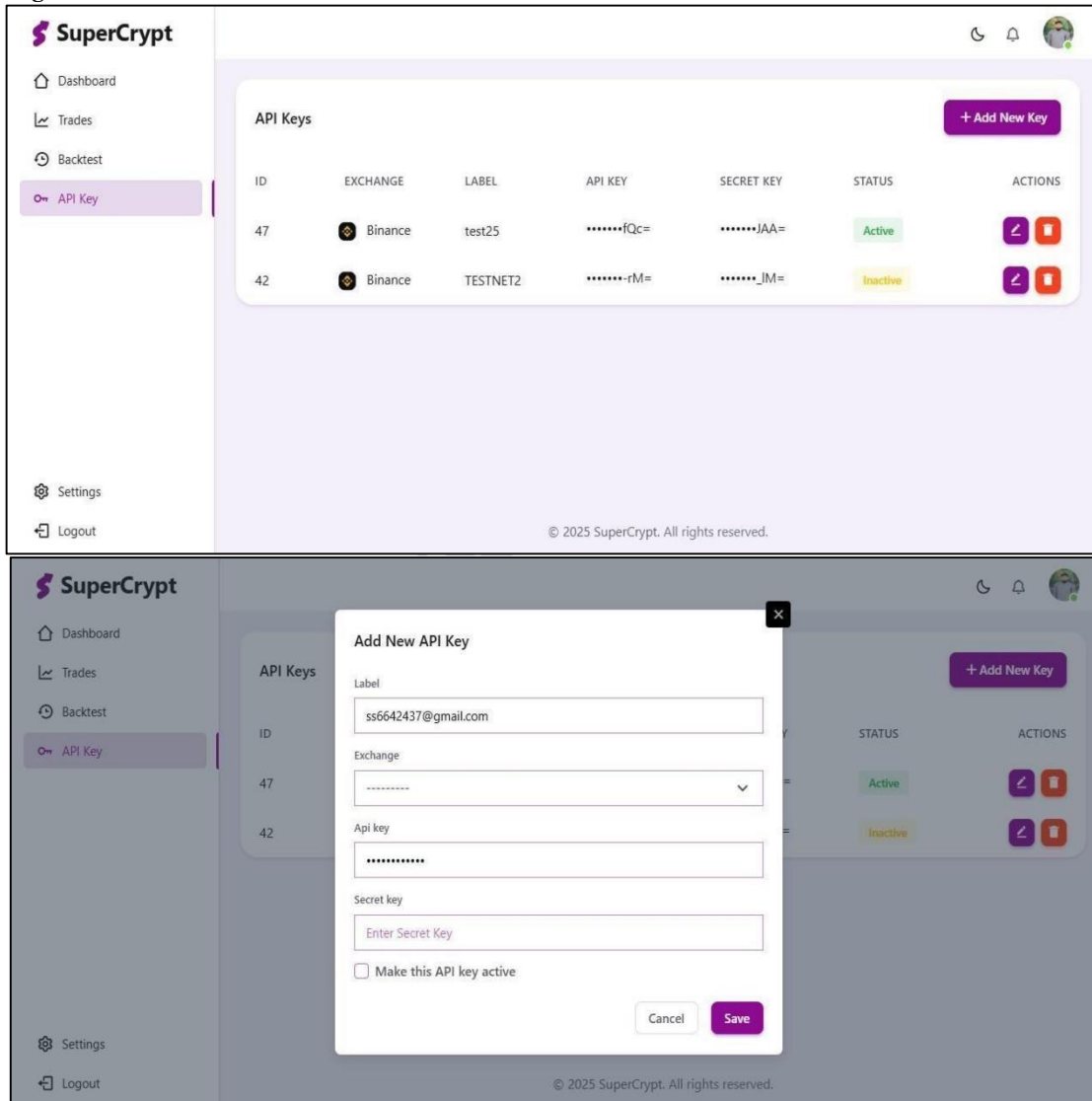


Figure 6.6 User Dashboard

API Key Management guarantees safe connection to external applications, including Binance API, which furnish data about cryptocurrency exchanges. It enables its users to create and control their individual API keys, which are necessary to make trade request and fetch live data. This feature ensures the system is well secured and nobody can access it illegally through a well encrypted and

authenticated system. API keys may as well be revoked or regenerated anytime, guaranteeing the safety of their account. Management of API Key plays an important role in facilitating effective interaction between the system and the external services without leaving sensitive data under the risk of security.

6.8 Trading Preferences

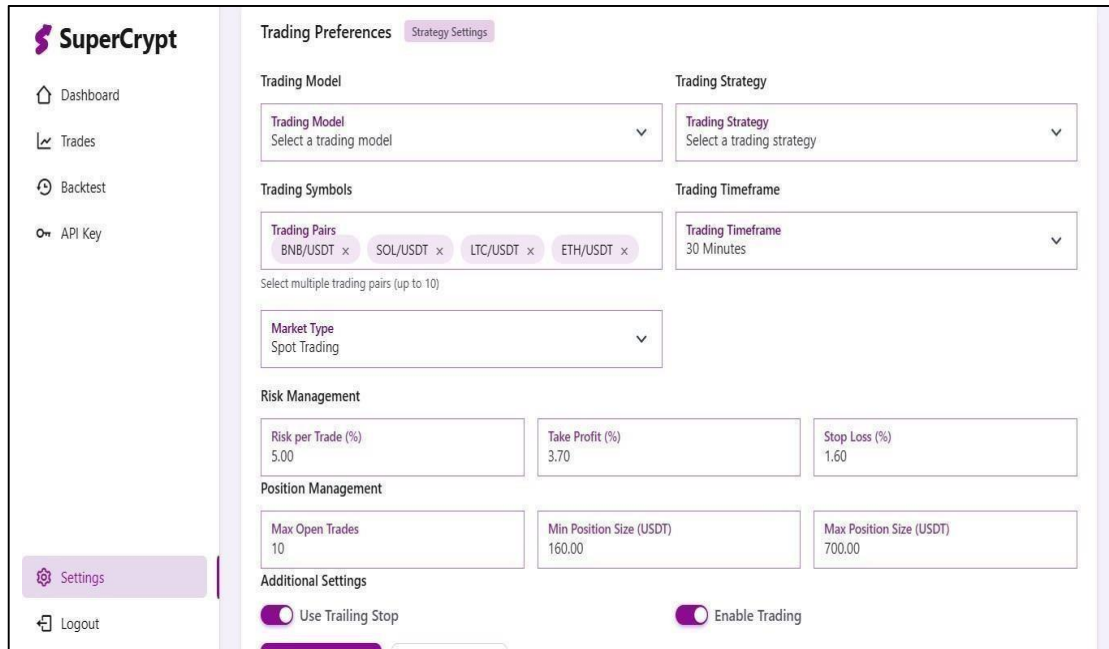


Figure 6.7 Trading Preferences

Trading Preferences section provides users with the possibility to configure the system to their thoroughly trading features and risk sensibility. Among the parameters that users can input include the type of cryptocurrencies of interest, their trading strategies (preferences) and the level of risk they can undertake. The presence of these preferences best fits the prediction models to provide more practical findings and, therefore, trades are likely to be

successful. This can also be used to ensure that a user specifies the frequency in which they would like to be updated or informed of changes happening on the market such that one gets a personalized experience which is in alignment to their trading goals. The system can be adapted to the user as it enables the users to setup their own preferences.

6.9 Trading History

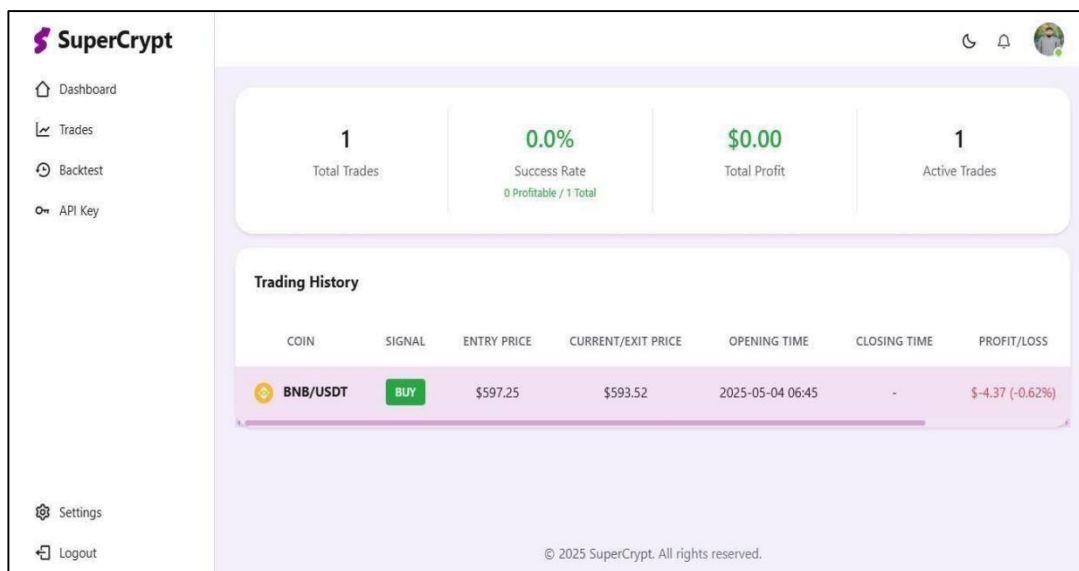


Figure 6.8 History of Trades

The Trading History section acts as a helpful means which enables a user to check his/her trading activities which includes a chronological record of trade history. This contains details like the date of trade, the cryptocurrency used, the price with which it was purchased or sold and the consequences of the trades. Historical monitoring also enables users to understand their behavior of making decisions and make data-informed corrections on their trading models. It is also a feature that will allow the users to detect patterns in their trading patterns which will provide them with a better sense of what strategies will be

the most suitable ones to use. History of Trading is fully covered by the database and can be accessed by the user any time to see what it used to decide in the past to help the users understand their decision-making techniques and how the market reacted to it. This enables them to plan wiser and data-based changes to their future trading strategies. Also, the design enables users to identify trends or patterns in their trades and the feature can be quite critical when it comes to developing their investment plan in general and the risk management process in particular.

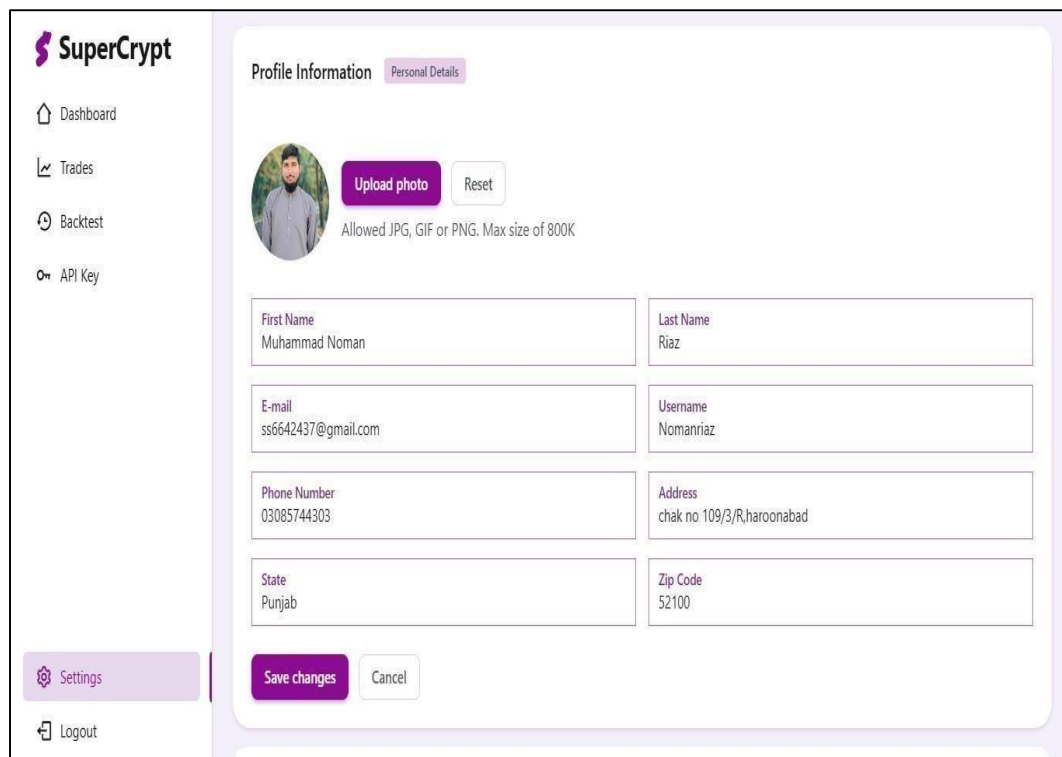
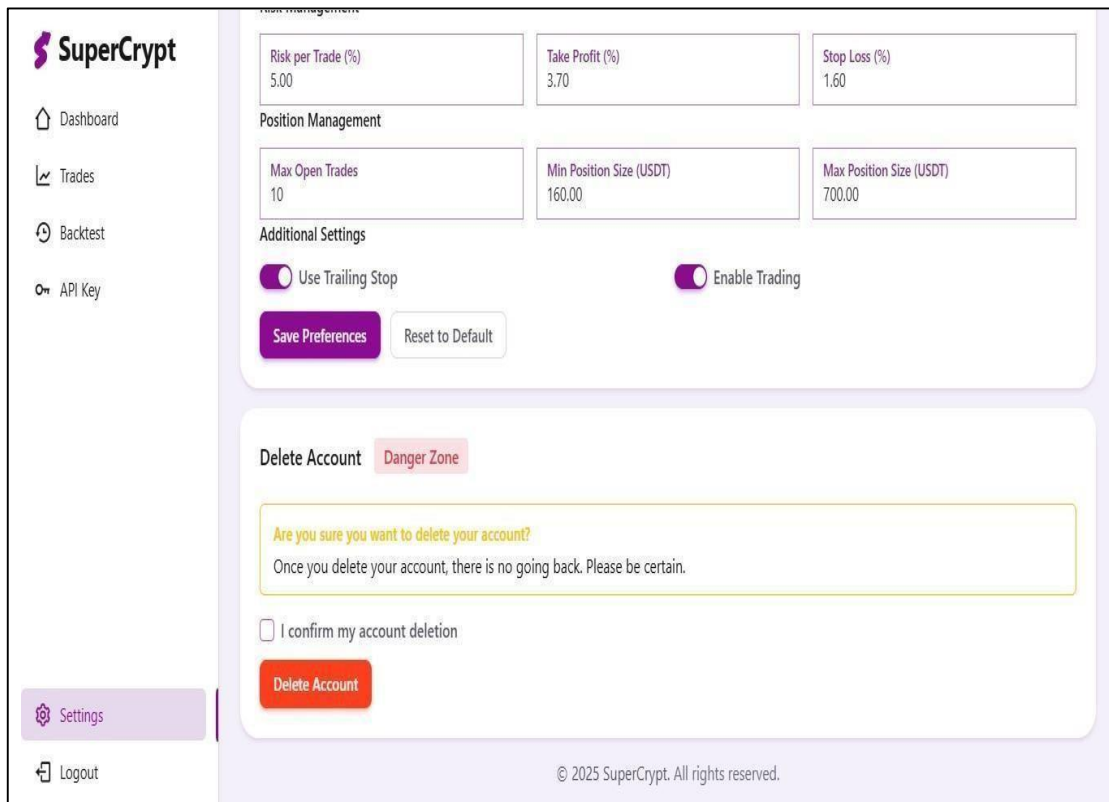


Figure 6.9 Profile and Settings

Profile and Settings gives the users the chance to change their personal details, including their email address, password, and notification configuration. It gives one the flexibility of managing his/her account settings as per the need. There are also options that allow controlling security settings, including selecting the two-factor authentication (2FA) system to provide extra security. Moreover, users have the ability to change their preferences with receiving

notifications and to choose the way and time of their receiving information about movement of trends and forecasts, as well as about the systems announcement. A specific section on profiles and settings will help the users feel like they have complete control of the accounts and they can adjust the platform to be able to satisfy their unique needs.

## 6.10 Delete Account

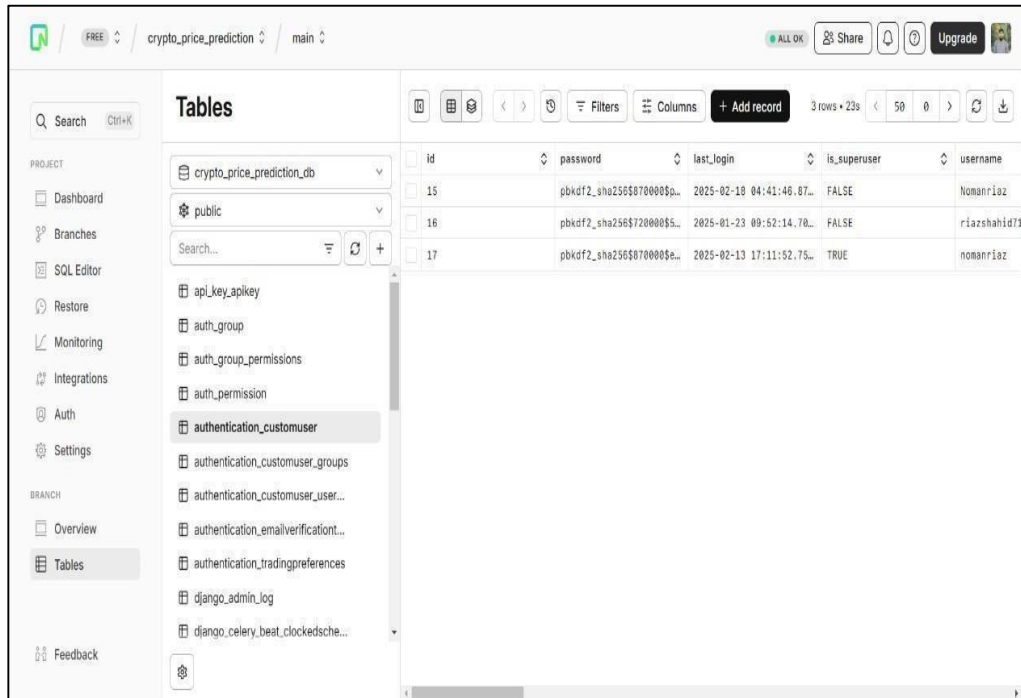


**Figure 6.10 Delete Account**

The Delete Account functionality grants the user capability to get rid of his or her account permanently. This is a mandatory privacy action, where any individual can erase all his/her personal information and preferences in case that he/she is not willing to use the service anymore. When the deletion process is irreversible, the system makes sure a hundred percent of sensitive information is deleted safely out of the database. The specified characteristic is very significant in cases when the user is interested in privacy preservation and regulating his/her personal information to the full extent possible. It is also compliant with the privacy regulations and laws, and thus the rights of users of

such information regarding the deletion of their information is acknowledged. Once a user decides that he/she needs to delete his account, all data are removed securely, including personal data, trading history, preferences, and log in credentials. Besides, this aspect corresponds to the current data protection policies in accordance with the General Data Protection Regulation (GDPR) that focuses on the user right to be forgotten. It also promotes good data management ethics because users can make independent decisions with respect to their data. reliable service which concerns user security and protection of information.

## 6.12 Database



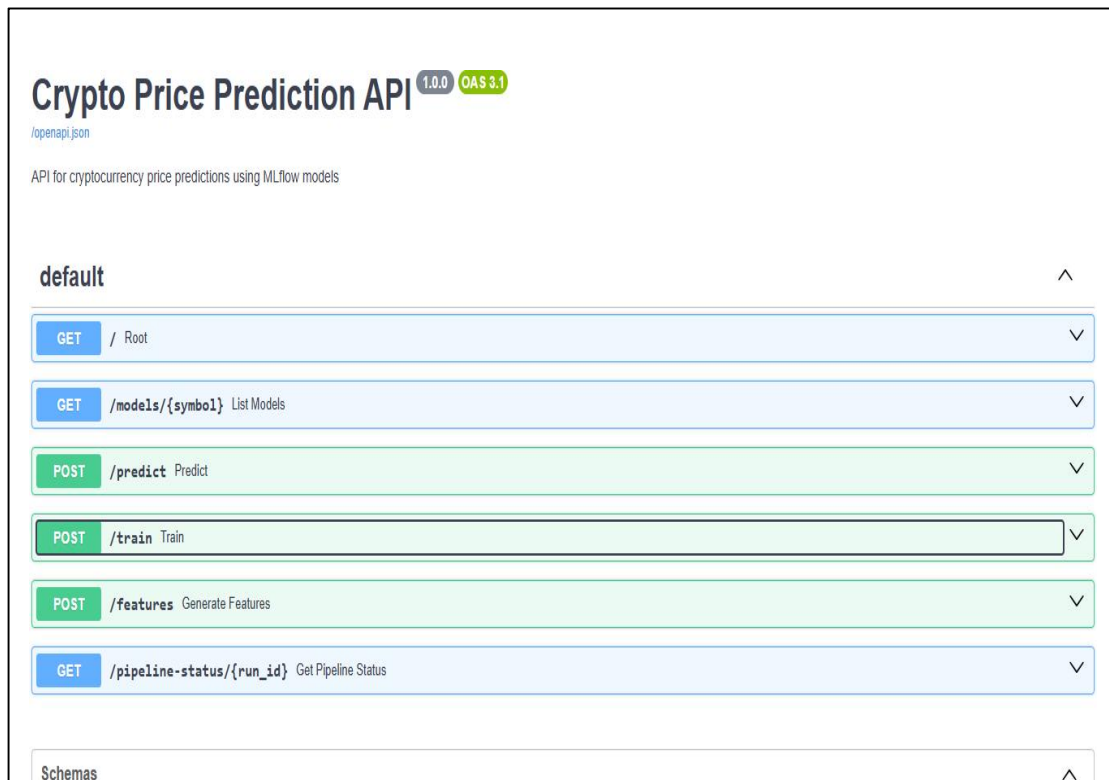
id	password	last_login	is_superuser	username
15	pbkdf2_sha256\$870000\$e...	2025-02-10 04:41:46.87...	FALSE	Nomanriaz
16	pbkdf2_sha256\$720000\$e5...	2025-01-23 09:52:14.70...	FALSE	riazshahid71
17	pbkdf2_sha256\$870000\$e...	2025-02-13 17:11:52.75...	TRUE	nomanriaz

*Figure 6.11 PostgreSQL database*

Database is the nerve center of the whole system that holds most important data including user profile, trading history, prediction output and the preference. The database will be secure and scalable thus it will be scalable to support large quantities of data without affecting its performance. It permits the rapid access of information about the user enabling real time communications between the system and the user. With the implementation of efficient database management methodologies, the system is able to store all the information in a very efficient fashion and the information can also be read in a secure manner. Also, the database is frequently backed up to avoid the loss of data

hence its integrity. The configuration of the database is also enhanced to sustain concurrent access to the database so that different users can use the system at the same time without causing any delays. To defend the sensitive data, including user credentials and financial data, security measures including encryption and use of role-based access control are applied. Moreover, the database structure is built with flexibility to enable an addition in the future as newer features are incorporated within the system. Index, performance tuning are also routine maintenance operations performed.

## 6.13 Fast API



*Figure 6.12 Fast API*

Fast API helps to create the backend of the system and offers fast and efficient API services. It is a current web framework which can be used to create APIs, which are precise, and saleable within a very short time. Fast API is a high-performance framework, and thus is a perfect candidate to create the systems that require large numbers of requests to be served in real-time like cryptocurrency prediction system. The asynchronous programming capability in the framework makes the system respond even when there are requests concurrently being processed by the system on behalf of users. Fast API will help the system

receive the data transmitted by external APIs and provide users with results in a timely manner, creating a smooth experience. Asynchronous aspects will also enable the backend to handle the data received on the Binance API or user commands without blocking the others, an important aspect of real-time applications. Also, Fast API is created with newest standards such as Python type hinting, which enhances reading the code and minimize errors in the code designing process. The way it perfectly combines with other technologies, including Django to handle users or MLflow to track models, boosts the system.

6.14 ZenML (MLOps Framework)

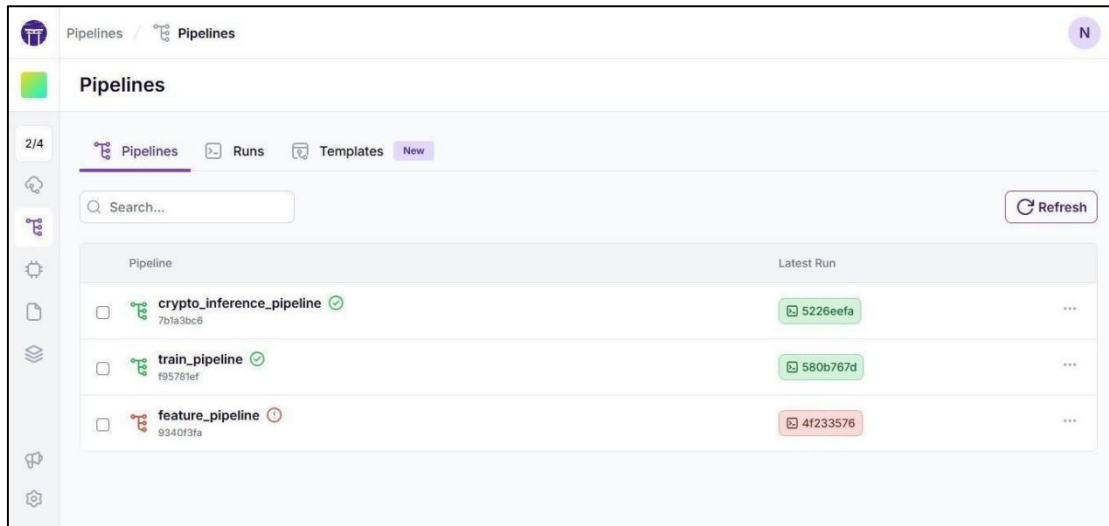
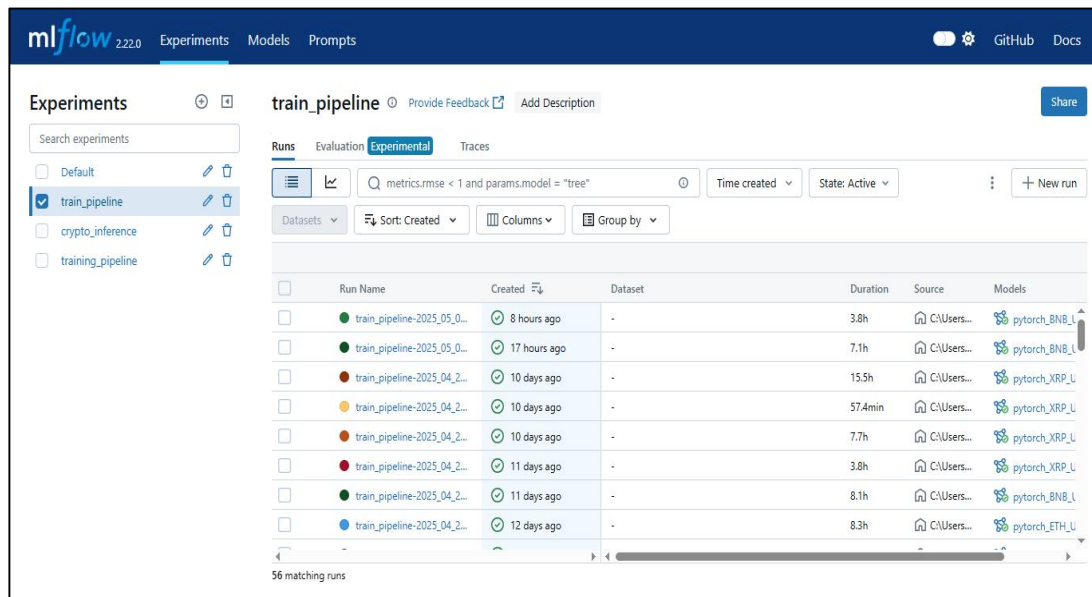


Figure 6.13 ZenML (MLOps Framework)

ZenML is the framework of MLOps and aids in managing the machine learning workflow effectively. It is versioned, experimental, and deploys machine learning models. Through ZenML, we have standardized the use of predictive models, training them and making them work in our system, in which every step of the workflow is tracked and, therefore, reproducible. The framework will allow a team to work efficiently together on machine learning projects, so that the models could be uniform and could be enhanced over time. Through ZenML, the system enjoys a systematic model of developing ML models, which enhances a high

accuracy of predictions and performance. Besides workflow management, ZenML provides a sense of structure and discipline to the machine learning lifecycle in general within our system. It can be easily integrated with other tools and platforms that are commonly used, thereby, simplifying automation of such steps as data preprocessing, model training, validation, and deployment. Such automation eliminates the instances of manual error, which is an expensive development time. ZenML also assists in keeping the track of the changes in models, hence all the updates can be traced and tracked down.

6.15 ML Flow



The system allows model tracking, version control and experiment management using MLflow. It enables the team to follow up performance of various machine learning models and compare the results of various experiments, as well as to allow deploying the best models to production. MLflow assists in organizing the cycle of a machine learning project, training to deployment, as well as makes sure that models are consistent and reproducible. It also helps in teamwork without difficulty where team members get to share with each other to learn and correct models with the feedback of performance. With MLflow, it is straightforward to provide transparency, reliability, and manage the machine learning models. This can assist in determining which hyper parameters or changes to the data produced the greatest effects on results. It is also easy, using MLflow, to revert to an earlier model version in case of necessity. As it is comprised of the system, the latter becomes more organized and scalable due to the increase of the number of experiments. The opportunity to use MLflow guarantees that the team is able to keep a clear tracking of all machine learning operations and it is particularly helpful in the context of collaboration.

#### 6.16 Discussion of the Findings

The results obtained in our price forecasting AI model suggest average accuracy. Although the model succeeded in forecasting the prices of the key cryptocurrencies such as Bitcoin and Ethereum significantly well, it failed to be accurate when the market experienced volatility which is also a main characteristic of cryptocurrency market. We determined that the model fared best with data devised out of Binance API but the error of the prediction was high in situations when the market moved considerably. Nevertheless, system proved to be useful, at least, at the periods when a market was stable, and price trends were easier to predict. These outcomes indicate the necessity in stronger data sources and the additional streamlining of the model. The model was based on the past data of the price obtained via Binance API. Although Binance offered high-quality and organized information, the dependency on a single source failed to encompass the level and depth of the relevance. It was noticed that the system reacted well when the data were within the expected patterns. However, in situations where the market failed to follow these trends, then the adaptability of the model was restrained. This demonstrates the significance of incorporating additional and real time sources of data to advance performance.

Nevertheless, the system was useful in the times of stable markets. Cryptocurrency prices, under these circumstances,

will be more prone to ride on trends and the model may be able to pick them up and forecast trends. The users could obtain useful information that could help in making short term decisions. This implies that the system in its present form finds real life use in low-risk market conditions. Besides, the findings suggest that AI-based prediction engines are highly promising when supported with appropriate data and fine-tuning. Some improvements are necessary in a bid to make it more accurate in different market circumstances such as adding sentiment analysis, international financial indicators as well as advanced learning techniques. Such additions would enable the model to further answer the behavior of the market other than the historical actions of the price. To sum it up, striking a balance between the efficient working performance and the possibility to improve it, it is necessary to state that the prediction model tested displayed rather stable results in particular conditions but also showed the definite opportunity of its enhancement. These are managing the volatility of the market place, utilize multi-source data provisions in data input and enhance the rise in the adaptability of the model.

##### 6.16.1 Comparison with Initial GOAL

The first objective of this project was to come up with an AI model that could accurately predict prices of cryptocurrencies using historical data of Binance API and machine learning models applied using Torch. Weighing the results against our original expectations, then, the model was capable of tracking trends and price movements on most cryptocurrencies but not able to predict crypto prices accurately when market crashes happened or when there was a sharp rally in prices of crypto. It means that the purpose of price prediction was achieved under a set of conditions, and the functioning of the system should be improved according to the parameters that are not as predictable as conditions of the market are in the crypto world.

##### 6.16.2 Reasoning for short comings

The inadequacy of the model was as a result of several factors. The high volatility of the crypto market characterized by sudden and unforeseeable fluctuations in the instruments price channels did not help the model be precise, particularly in situations of market crashes or when the mood or analysis of external news could be critical in influencing the participants in the market. The second cause of the model weaknesses was the use of historical prices in a Binance API that did not have any other potentially significant data features, such as real-time news

sentiment or social media influence. In addition, both the Torch and other machine learning models were not trained such that they would accurately predict changes in extreme market conditions, thus resulting in inaccurate results of market prediction in these cases. The second weakness was that the database was too specific as it was mostly based upon collecting historical price data based on the Binance API. Although price and volume information are important, the model did not consider other dynamic variables, like real-time news, social sentiment and macro indicators, which put a limitation on the model to understand the complete market dynamics. Prices of cryptocurrencies depend very much on the perceptions of people, geopolitical trends and media hype, which are, of course lacking in purely numeric records of the past. In its absence, the model would simply be able to predict the future by predicting previous trends without taking into consideration any important short-term influencers [21].

#### 6.17 Limitations

Most of the restrictions of this project, however, are related to the nature of the cryptocurrency market and the fact that the model uses only one data source (Binance through an API). The market of cryptocurrencies can be characterized as unstable because the pricing of cryptocurrencies can fluctuate dynamically in minutes with regard to several factors. The use of Binance as the only source of data also constrained the scope of the model and minimized its view of the market in a bigger picture. This was a scanty source of data hence calculating that the system might have missed vital signals in other exchanges or platforms. Training model was based on the past prices, and they did not consider other external variables like the mood of the market

Also, although Torch is useful working with large datasets, it was not taught on a wide range of market conditions so it performs poorly during volatility in the market. A lot of the training could have been in a stable or normal market environment. Consequently, the model did not react appropriately towards unexpected price spiked/crashed. Such lack of diversity in training data limited the generalization capacity of the models that decreased its utility in actual circumstances. The only other significant drawback was that no real-time news or sentiment analysis datasets were available and this restricted its ability to predict in dynamic markets. Cryptocurrency trading price may be too sensitive to news and social sentiment reactions. It is on this basis that the inability to respond to breaking news within a short time was caused by the failure to cover

such dynamic information. This was more eminent in the high impact events where the model was continuously modeling along the old lines, not adhering to the new reality. In conclusion, the system showed high numbers when it was in motion and not when it was stable. Under actual life volatility they performance went down. This implies the necessity to diversify the sources of data such as real-time data besides train models due to generalization of different market settings. The subsequent versions of the works removing these limitations may make the former system more accurate a

#### 6.18 Recommendations

To get more precise predictions, future system processes should be executed with more data compared to a mere historical price data on Binance API. The inclusion of the news sentiment analysis in real-time would allow the model to react to the major events, which can potentially shake the market with major announcements or regulatory changes or company news. Similarly, we can keep track of social media trend especially twitter, and Reddit, to give early predictions on mass sentiment and direction of the market. The crystal-clear boundaries of macroeconomic variables, including the inflation rates or the changes in the interest's rates that indirectly affect the crypto prices, must be considered to add to the understanding of the second macroeconomic variable in the model. Other than adding more sources of data, the model can also be trained to learn dynamically through the application of additional artificial intelligence methods like reinforcement learning in the behavior of a market.

Sequential and time-series data on prices could be captured using the techniques of deep learning such as the recurrent neural networks (RNNs). It is also necessary to consider macroeconomic indicators, such as fluctuation of inflation rates or interest rates that may influence the price of cryptocurrencies rather indirectly, and thus better understand the external factors which influence the model. Although cryptocurrencies are widely perceived as independent of conventional financial system, alterations in global economic environment do influence the conduct of investors. By way of example, when the levels of inflation are high, investors can transfer money in form of digital assets such as a Bitcoin. The addition of macroeconomic indicators would allow the system also to relate world-wide financial tendencies with cryptocurrency prices. Besides the increased data sources, the metrics can be changed to use more sophisticated machine learning techniques such as

reinforcement learning so that the model would be able to learn the market behavior on a reactive basis.

As opposed to the conventional supervised learning, the model in reinforcement learning learns by trial and error within an evolving context. This would enable it to configure to new trends and react to extreme price behavior better and be more elastic and effective in turbulently prone market conditions. Applying deep learning techniques like recurrent neural networks (RNNs) would allow reflecting on price data in more sequential and time-bearing patterns. RNNs are valuable in analyzing a time-series information particularly since they have the ability to memorize their past and deduce future predictions using past knowledge. This renders them apt at forecasting cryptocurrency prices where the present prices are usually affected by history. Using these models to implement the system would probably make it increase its ability of operation.

#### 6.19 Conclusion

This is because this project has illustrated the ability of artificial intelligence in predicting the price of cryptocurrencies. A combination of historical prices obtained by Binance API and the use of Torch to train the models allowed us to create a system that could predict the short-term market trends and help the user to realize them. The back-end application using Django and Fast API simplified the usage of the system and enabled its future upgrade. Even though the model fared well when the market was stable, it failed to perform well during high uncertainties since it relied solely on the past data. On the whole, the project achieved all its key goals of developing a functioning crypto price prediction app and gaining important learning regarding the limitations and opportunities of AI in areas of financial forecasting. It also pointed to the significant areas of enhancement, e.g., incorporation of real time news and social media data. The system is also capable of being more accurate and sensitive to any sudden changes in the market with further improvements. The current project forms a solid base in developing future projects in developing more intelligent, dynamic and crypto-based prediction programs. This project was able to indicate the validity of applying artificial intelligence in forecasting the value of cryptocurrencies. With the help of the historical price data, which was used by the system through Binance API, the system had learned the courses and tendencies of the crypto market. This was a necessary process since cryptocurrency prices are subject to trends with regards to the trading and the historical price

trends. It would be possible using this method to get trend lines that would not be easily identified on a manual basis. Training of the prediction models was conducted on Torch, one of the most popular deep learning frameworks. Torch became useful to us in developing and training models because it is flexible and very performant. This allowed it to experiment with model architecture and parameters where it was relatively easy as compared to before. The Torch was also used, and this played a role in ensuring that the model could accommodate large datasets especially during work and real-life market data where the information changes quite frequently. Django and Fast API were used to develop on the backend, and this enabled us to develop a system which was not only scalable but also functional. Django gave a solid framework regarding the development of a safe and comprehensible web application, whereas Fast API assisted in the development of quick and present-day API. Such an aggregation enabled seamless integration of machine learning model and the interface where the user can interact. The capability to work well during normal market conditions was one of the most important advantages of the model. During a time when the market was showing some stability, the model was more accurate in predictions and capable of assisting the user to make the sound decisions. This demonstrated that short-term forecasting with the help of historical information can be efficient to a certain degree. It however also showed one of the greatest restrictions of the system - inability to deal with conditions of great volatility.

In case of abrupt changes in the market or indeed due to some incident the model did not fare well since it was based on historical data. It was not connected to real time news or social sentiment, which tend to bring sudden fluctuations in crypto prices. This revealed the necessity of more interactive sources of input. The fact that the model solely uses historical data implies that it cannot respond to shocks in the market effectively and promptly enough since it will not be informed of the current situations in the market. In spite of this deficiency, the project was able to achieve its main goals. A good crypto price prediction model was created and it taught well on how AI can be used in making predictions when it comes to finances. It was also an educational experience that enabled us to understand how machine learning may facilitate the decision making in an ecologically turbulent environment like a cryptocurrency market. It was revealed that AI may be of use in this area, but the system requires updates and modifications to be effective, as well. The project also

identified some of the areas that should be enhanced further. As a reference, the predictions could be timelier and more accurate, such as through the use of real-time sentiment analysis of the news and keeping an eye on the social media. These additions may allow the system to react faster on the breaking news, any rumors on the market, or investor mood any of which contribute substantially to the crypto price.

These kinds of advancements can greatly add value of the system to traders and investors. Finally, the project has a solid and practical basis of further development of intelligent crypto prediction platforms. The experience is something that can be improved upon and expanded in future guided by the lessons learned. With the market in crypto further developing, such systems will also have to evolve and the current project confirms that it is possible to make such advancements by applying effectively and creatively the AI technologies to this issue.

#### 6.20 Summary

The project was concerned with implementing an AI-based system that will automatically forecast cryptocurrency prices with Ethereum and Bitcoin as the key ones. We acquired historical price data of various cryptocurrencies in Binance API and trained the model with Torch. The backend was developed by using Django and Fast API to ensure the system is available to the user. Our primary aim was to assist the users with favorable short-term prices predictions. The system did good when market was stable, only that when there was an abrupt change about prices, it did not perform well since it would only be fed with historical reports. The model also had problems in responding fast to any unexpected news or market events. Nevertheless, there was also evidence that the model could track the overall market trends quite well. In order to enhance the system, it would be recommended to incorporate live updates of news, analysis of sentiment on social media and other significant market factors. More complicated methods such as reinforcement learning and recurrent neural networks (RNNs) can be used to more effectively deal with unpredictable circumstances. Despite certain shortcomings, the project proved that AI may be an effective instrument in handling the prediction of cryptocurrency prices.

Django and Fast API allowed expanding the system in the future. In general, this project serves as powerful foundation with which the even more intelligent and precise crypto prediction systems will be developed. Our primary objective was to assist the users, with precise pricing forecasts on short-term basis. Such forecasts may

help in speedily trading depending on the anticipated direction in the market. Short-term investments were not the main point but the desire to provide signals to the users with the short-term indicators of the price activities in Bitcoin and Ethereum. During a stable market the system was effective. The model was useful and good during the period when the prices were smoothly changing without drastic moves. This indicated that the model actually performed well in the identification of regular price patterns using historical data. These predictions made it possible that users could make calculated short-term trading decisions.

But in this case, when the change in price occurred suddenly, the performance of the system decreased. It occurred due to the fact that the model was consuming only the history values and did not receive the real-time coverage of the news or market events. The model also could not respond swiftly to a surprise news or any major events on the market. This became one of the weaknesses of the system because information in real-time has a great influence on price movements of cryptocurrencies. In order to enhance the system, the process is recommended to be added with real-time newsfeed, social media review of feelings and other market pointers. The additions can also make the model more responsible to the ongoing affairs and the emotional market trends. The model should also be retrained frequently using new data so as to keep abreast with changes in the market. Using advanced techniques such as reinforcement learning or recurrent neural networks (RNNs) and coping with unpredictability may be dealt with much better. The project has shown that AI can be used to predict the price of cryptocurrencies and that the research is somewhat limited. With the help of Django and Fast API, the system could be easily extended in the future. The entire project itself is an excellent start of establishing the even smarter and more precise crypto prediction systems.

#### 7. Future Work

These are some of the potential solutions that can be offered on the future enhancement of the cryptocurrency price prognostication mechanism that can manage accuracy, easiness and expansion. To begin with, real-time news sentiment analysis would add great value to the capability of the system to respond to unexpected changes in the market. Analyzing the news articles and the latest updates released on credible sources the model will be able to predict on a better basis the effect of incidents such as a shift in the regulation system or the introduction of a new

technology in the crypto world. The other possible enhancement is applying the sentiment analysis on social media. Observations on the social media sites on Twitter and Reddit can assist in identifying tendencies or moods that sway the market to provide further predictive values to the system. In addition to this, some macroeconomic indicators such as the inflation rates, movements on the stock market, and the most significant events on the economic world are worth including since the expected activities in cryptocurrency markets are frequently influenced by the state of the world economy.

More advanced machine learning like Reinforcement Learning or Deep Learning like LSTMs (Long Short-Term Memory) can be implemented to additionally increase the prediction. Those models can better identify and extrapolate a complex pattern in sequential data, and in this sense, they are more suitable than traditional models to consider the volatility of cryptocurrency prices and the dependence of those prices on time. Along with this, retraining of the model using new information about the market will be a frequent exercise so that the changes observed about the market are reflected on the predictions made by the model. Finally, the enhancement of the user interface and elaboration of the working web-based framework would pose the system to be more accessible.

The project has shown that AI can be used to predict the price of cryptocurrencies and that the research is somewhat limited. With the help of Django and Fast API, the system could be easily extended in the future. The entire project itself is an excellent start of establishing the even smarter and more precise crypto prediction systems. This implies that the machine will be able to study the headlines and news bulletins of reliable sources to identify significant events. These may be amendments to the regulation, the news of crypto firms, or innovations in blockchain technology. By this information, the system will be able to react simpler and faster to the market variable fluctuations. Social media sentiment analysis is also another useful feature which can be developed. Such platforms as Twitter, Reddit, and Telegram frequently become the initial locations, where a discussion on changing the market occurs. This way, the system gets to understand when the investors are getting very excited or scared to invest, then the conclusion can be drawn by considering the mood on these sites. This would enable the model to identify trends in the market sooner which would give it an extra dose of precision in the form of predictability.

The system would also be helpful to apply macroeconomic indicators along with the news and social media. Such factors as world inflation rates, changes in interest rates and significant fluctuations of the stock market influence the cryptocurrency price significantly. With such kind of data, the prediction model would become more conscious of how macroeconomic factors influence the crypto arena. This would provide users with a larger picture of what would lead to the change in prices. Technically, prediction quality can again be enhanced with more sophisticated machine learning methods on the side. Such methods as Reinforcement Learning or Deep Learning models such as LSTMs (Long Short-Term Memory) can be well applied in analyzing time-series data.

#### Declarations

Funding: This research received no external funding.

Declaration Statement: No conflicts of interest declare by the authors.

Acknowledgement: Not Applicable.

#### References

- [1] Alvi, J., Nizam, K., Jafri, S. M., Rehan, M., & Ali, M. M. (2024). Cryptocurrency predictive analytics: A comparative study of LSTM, CNN, and GRU models. *Pakistan Business Review*, 26(3), 255-287.
- [2] Kumar, A., Sharma, G., Sharma, A., Chopra, P., & Rattan, P. (2024). Advances in Networks Intelligence and Computing. *Intelligence and Computing*.
- [3] Alnami, H., Mohzary, M., Assiri, B., & Zangoti, H. (2025). An Integrated Framework for Cryptocurrency Price Forecasting and Anomaly Detection Using Machine Learning. *Applied Sciences*, 15(4), 1864.
- [4] Meem, A. T., Akter, M. S., Depto, D. S., & Mahdy, M. R. C. (2024). A Deep Learning Approach to Predict the Fall [of Price] of Cryptocurrency Long Before its Actual Fall. *arXiv preprint arXiv:2411.13615*.
- [5] Bitto, A. K., Mahmud, I., Bijoy, M. H. I., Jannat, F. T., Arman, M. S., Shohug, M. M. H., & Jahan, H. (2022). CryptoAR: scrutinizing the trend and market of cryptocurrency using machine learning approach on time series data. *Indonesian Journal of Electrical Engineering and Computer Science*, 28(3), 1684-1696.
- [6] Adedigba, D., Agbolade, D., & Hasan, R. (2025). Machine learning approaches to cryptocurrency trading optimization: a comparative analysis of predictive models. *Discover Artificial Intelligence*, 5(1), 1-28.
- [7] Dutta, A., Kumar, S., & Basu, M. (2020). A gated recurrent unit approach to bitcoin price

- prediction. *Journal of risk and financial management*, 13(2), 23.
- [8] John, D. L., Binnewies, S., & Stantic, B. (2024). Cryptocurrency price prediction algorithms: A survey and future directions. *Forecasting*.
- [9] Khan, A., & Ihsan, I. (2024). Crypto Currency Price Prediction through Tweets Using NLP. *Journal of Computing & Biomedical Informatics*, 7(01), 725-734.
- [10] Mahdi, E., Martin-Barreiro, C., & Cabezas, X. (2025). A Novel Hybrid Approach Using an Attention-Based Transformer GRU Model for Predicting Cryptocurrency Prices. *Mathematics*, 13(9), 1484.
- [11] Marne, S., Churi, S., Correia, D., & Gomes, J. (2021). Predicting Price of Cryptocurrency–A Deep.
- [12] Sari, A. W. (2024). Comparative Analysis of Machine Learning Techniques for Cryptocurrency Price Prediction. *International Journal of Research and Applied Technology (INJURATECH)*, 4(2), 21-31.
- [13] Sharma, S., & Majumdar, A. (2022). Deep state space model for predicting cryptocurrency price. *Information Sciences*, 618, 417-433.
- [14] Wang, S. W., & Huang, C. Y. (2026). A Hybrid SVR-Based Framework for Cryptocurrency Price Forecasting and Strategy Backtesting. *Applied Artificial Intelligence*, 40(1), 2612793.
- [15] Rehman, H. S. U., Liu, L., & Qasim, K. U. (2025). ASTIF: Adaptive Semantic-Temporal Integration for Cryptocurrency Price Forecasting. *arXiv preprint arXiv:2512.18661*.
- [16] Django, "Django Official Documentation," [Online]. Available: <https://docs.djangoproject.com/en/stable/>. [Accessed January 2025].
- [17] Python, "Python Official Documentaion," [Online]. Available: <https://docs.python.org/>. [Accessed January 2025].
- [18] FastAPI, "FastAPI Documentation," [Online]. Available: <https://fastapi.tiangolo.com/>. [Accessed January 2025].
- [19] Pytorch, "Pytorch Official Documentaion," [Online]. Available: <https://pytorch.org/docs/>. [Accessed January 2025].
- [20] Binance, "Binance API Documentation," [Online]. Available: <https://binance-docs.github.io/apidocs/>. [Accessed January 2025].
- [21] M. A. L. Khaniki, "Enhancing Price Prediction in Cryptocurrency Using Transformer," [Online]. Available: <https://arxiv.org/pdf/2403.03606>. [Accessed January 2025]